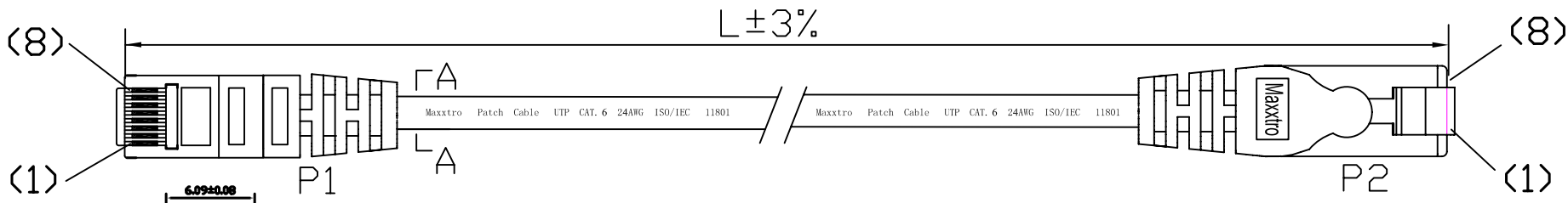
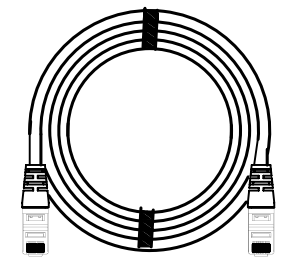
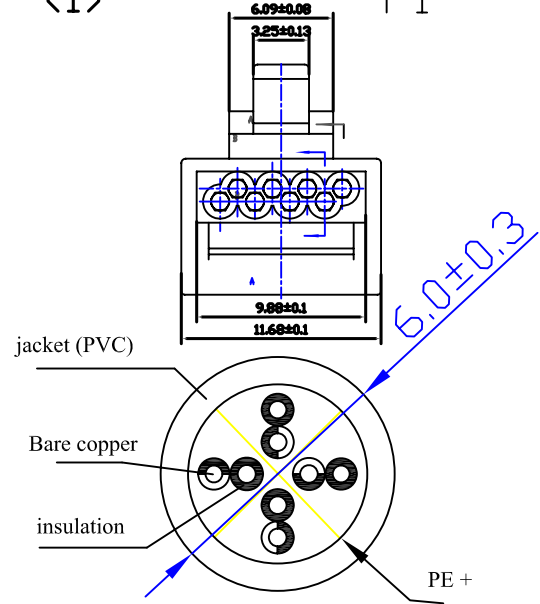


LTR.	REV.	DESCRIPTION	DATE
	A	FIRST ISSUE	2011. 1. 23



Connecting

P1	568B COLOR	P2
1	WH/ORG	1
2	ORG	2
3	WH/GRN	3
4	BLU	4
5	WH/BLU	5
6	GRN	6
7	WH/BWN	7
8	BWN	8



ITEM No.	LENGTH	PVC COLOR	PACKING
101873	1000 ± 20MM	YELLOW 361#	ZB-M
101898	10000 ± 200MM	YELLOW 361#	ZB-XL
101896	10000 ± 200MM	GREY 687#	ZB-XL
101894	7500 ± 150MM	GREEN 273#	ZB-L

SPECIFICATIONS:

1. CONDUCTOR:
 - 1.1 CONDUCTORS: 24AWG 7*0.19±0.015mm
 - 1.2 CONDUCTOR INSULATION COLOR CODING: ONE WHITE/ORANGE, ONE ORANGE, ONE WHITE/GREEN, ONE GREEN, ONE BLUE, ONE WHITE/BLUE, ONE WHITE/BROWN, ONE BROWN.
2. CABLE JACKET
 - 2.1 PRINTING ON THE JACKET: Maxxtro Patch Cable UTP CAT. 6 24AWG ISO/IEC 11801
3. CABLE ASSEMBLY
 - 3.1 SEE SECTION A-A FOR DIMENSIONS
 - 3.2 CABLE TIE: Assorted upon request
 - 3.3 WIRING T568B COLOR
 - 3.4 CONTACT PLUG: RJ45 8P8CS 15u pc UL 94V-2
4. CABLE JACKET COLOR: GY 687#; RED 172#; BLUE 567#; YELLOW 361#; GREEN 273#; BLACK 063#; WHITE 461#; ORANGE 760#; PINK 171#; PURPLE 964#
5. LENGTH: L±3%mm

REMARK NO				CHA. NO				SIGNATURE				DATE			
DRAWN BY				Morgan				SIGN				REV. SCALE			
CHECKED BY												A			
AUDITED BY				APPROVED BY				Jason				PAGE OF			
CRAFT				DATE				2011. 1. 23							

Maxxtro®

UTP CAT6 CABLE 24AWG