

Fuseholder Open Design, 5 x 20 mm, Solder, transparent, Cover



250 VAC · 3.2 W / 4 A 6.3 A

**Description**

- Screw or rivet fastening
- Solder terminals

Standards

- IEC 60127-6


Approvals

- CSA File Number: 38456

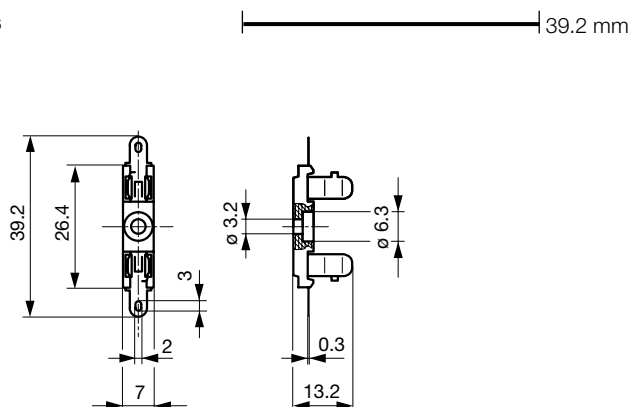
Weblinks

[pdf-datasheet](#), [html-datasheet](#), [General Product Information](#), [Approvals](#), [CE declaration of conformity](#), [RoHS](#), [CHINA-RoHS](#), [e-Shop](#), [SCHURTER-Stock-Check](#), [Distributor-Stock-Check](#), [Accessories](#), [Detailed request for product](#)

Technical Data

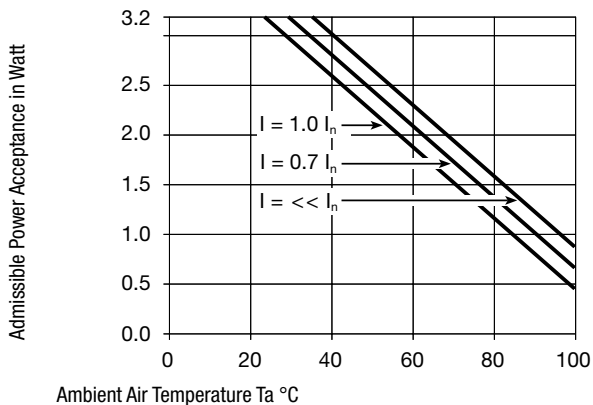
Fuse-Link	5 x 20 mm
Mounting	Screw
Mounting	Screw or Rivet
Terminal	Solder
Rated Voltage	250 VAC
Rated current	6.3 A
Rated Power Acceptance IEC	3.2 W / 4 A @ Ta 23 °C Admissible power acceptance at higher ambient temperature see derating curves
Degree of Protection	IP 00
Protection Class	Suitable for appliances with protection class I or II acc. to IEC 61140
Admissible Ambient Air Temp.	-40 °C to 85 °C
Climatic Category	40/085/21 acc. to IEC 60068-1
Material: Socket	Thermoplastic, Nature, UL 94V-1
Material: Cover	Thermoplastic Transparent UL 94V-0
Material: Terminals	Tin-Plated Copper Alloy
Unit Weight (Socket/Cap)	1.5 g
Storage Conditions	0 °C to 60 °C, max. 70% r.h.
Product Marking	 Dielectric strength, Current, Approvals

Soldering Methods	Wave
Solderability	350 °C / 2 sec acc. to IEC 60068-2-20, Test Ta, method 2
Resistance to Soldering Heat	350 °C / 10 sec acc. to IEC 60068-2-20, Test Tb, method 2
Contact Resistance	< 10 mΩ at 20 mV
Dielectric Strength	> 3 kV (50 Hz; 1 min)
Impulse Withstand Voltage	> 4 kV between L-N
Insulation Resistance	> 10 MΩ between L-N (500 VDC; 1 min)
Overvoltage Category	I - III acc. to IEC 60664-1
Pollution Degree	1 - 3 acc. to IEC 60664-1

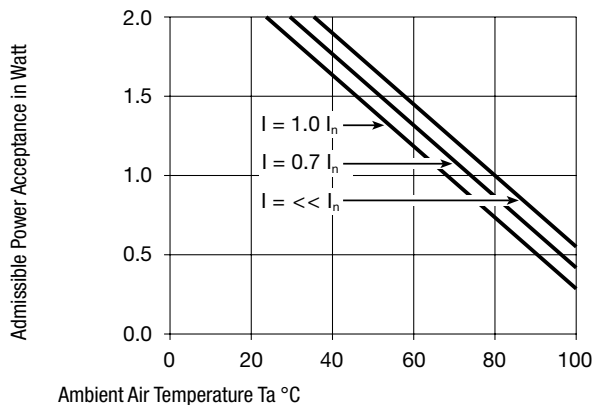
Dimensions

Derating Curves

without Cover



with cover



Variants

Holder	Order Number
●	0031.5101

Packaging Unit Bulk (1000 pcs.)

Accessories

Description



Cover OG, UHB, UH
Cover for Holder OG (Clip) 5x20, OG (Halter) 5x20, UH, UHB