


K3

On/Off Duckbill Toggle Switch

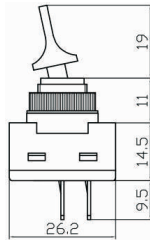

20A@12V
Fits 12.5mm round hole



K3WP

On/Off Toggle Switch with Splashproof Cover

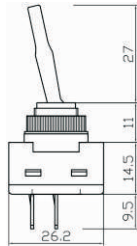

20A@12V
Fits 15mm round hole



K4

Chrome Effect On/Off Duckbill Toggle Switch

20A@12V
Fits 12.5mm round hole



K10

Flash/Off Toggle Switch

20A@12V
Fits 12.5mm round hole



K5

On/Off Deluxe Lever Toggle Switch

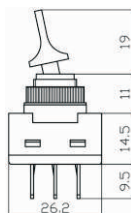

20A@12V
Fits 12.5mm round hole



K30

Flash/Off Deluxe Lever Toggle Switch

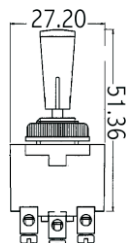

20A@12V
Fits 12.5mm round hole



K886

On/Off/On Duckbill Toggle Switch

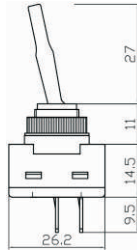

20A@12V
Fits 12.5mm round hole



K582

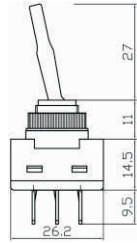

On/Off/On Heavy Duty Style Toggle Switch

Screw terminals
20A@12V
Fits 12.5mm round hole



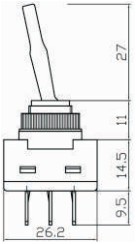

K800

On/Off Toggle Switch
20A@12V
Fits 12.5mm round hole



K815

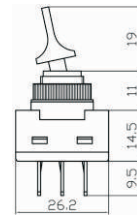
On/On Toggle Switch
20A@12V
Fits 12.5mm round hole



K801

On/Off Amber Illuminated Toggle Switch
20A@12V, 12V Bulb
Fits 12.5mm round hole

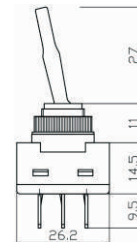

K802 as above Blue
K803 as above Green
K804 as above Red



K881

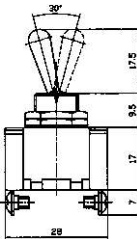

On/Off Amber Illuminated "Duckbill" Toggle Switch
20A@12V, 12V Bulb
Fits 12.5mm round hole

K882 as above Blue
K883 as above Green
K884 as above Red



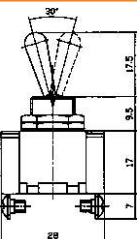

K805

On/Off/On Toggle Switch
20A@12V
Fits 12.5mm round hole



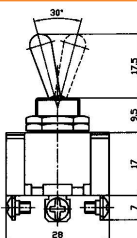

K890

Heavy Duty Flash/Off Metal Toggle Switch
Silver contacts
Screw terminals
25A@12V
Fits 12.5mm round hole



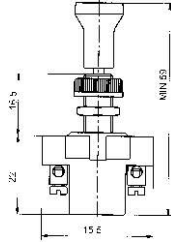

K891

Heavy Duty On/Off Metal Toggle Switch
Silver contacts
Screw terminals
25A@12V
Fits 12.5mm round hole



K892

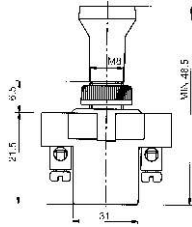

Heavy Duty On/On Metal Toggle Switch
Silver contacts
Screw terminals
25A@12V
Fits 12.5mm round hole



K459

Pull On/Push Off Switch

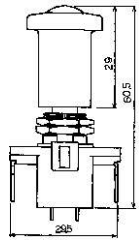
Screw terminals
Longer neck for mounting into thicker bulkheads
Minimum Length = 59.0mm, Maximum Length = 65.5mm
16A@12V, 8A@24V
Fits 8mm round hole



K460

Pull On/Push Off Switch

Screw terminals
Minimum Length = 48.5mm, Maximum Length = 55.0mm
16A@12V, 8A@24V
Fits 8mm round hole

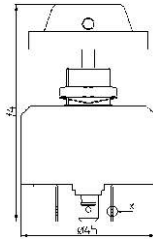


K461

Amber Pull On/Push Off Switch

10A@12V, 12V Bulb
Fits 12.5mm round hole

K462 as above Blue
K463 as above Green
K464 as above Red



K584

Off/On(1)/On(1+2) Rotary Switch

Headlight/Fan Switch