



Accessories

Heat sink for 3-phases solid-state relays



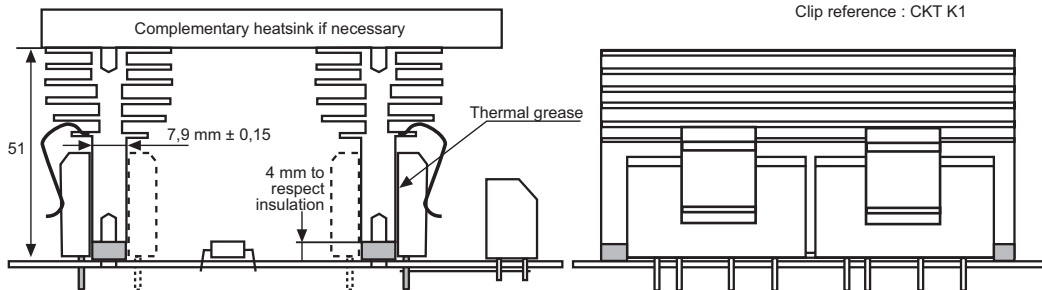
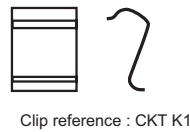
Dimension A: height x width x length 45 x 30 x 100 mm

Dimension B: height x width x length 45 x 30 x 150 mm

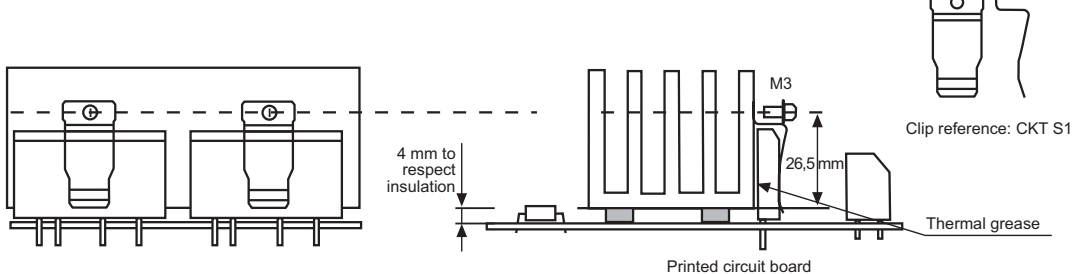
Mounting examples

Thermal heatsinks with clip mounting system

Heatsinks references:
HKT 3.0: L = 100 mm about 4 K/W (1 relay) without ventilation (3,6 K/W with 4 relays)
HKT 4.0: L = 150 mm about 3 K/W (1 relay) without ventilation (2,5 K/W with 6 relays)
 other heatsinks on request



Clips with screws on standard heatsinks



In each case, 4 mm must be respected between the printed circuit board and the heatsink, to keep a correct insulation between input and output (4 mm insulated washer).

Mind to good contact between the relay and the heatsink. Use thermal grease.

Description	Type	Dimension	Weight	Article number
Heat sink 3,0 °C/W	HKT 3,0	B	190 g	42310306
Heat sink 4,0 °C/W	HKT 4,0	A	130 g	42310307
Mounting clip	CKT K1		10 g	42310310
Mounting clip	CKT S1		10 g	42310311

(Order data see chapter 1)