


















































## Cables

For all GOT and E series operator terminals is a wide variety of different cables available.

All cables have to be ordered separately due to the specific application.

The length for all cables is 3.0 m, if not differently indicated.

| Operator terminal   | Interface                             | Connector   | Cable  | Connector   | Periphery   | Order number                         |
|---|---------------------------------------|---|--|---|---|--------------------------------------|
| GT1000 series<br>(except GT1020/GT1030)   | Frontside USB                         | MINI-B USB  | <b>GT09-C20USB-5P</b>  | USB-A   | Personal Computer   | 166373<br>(2 m length)               |
|    |                                       |    |                         |    |    |                                      |
| GT1000 series<br>(except GT1020/GT1030)   | integrated RS232                      | D-SUB male connector 9 pin  | <b>GT01-C30R2-6P</b>   | MINI-DIN male connector 6 pin   | MELSEC System Q   | 163959                               |
|    |                                       |    |                         |    |    |                                      |
| GT1000 series<br>(except GT1020/GT1030)   | integrated RS422 or GT15/GT16 adapter | D-SUB male connector 9 pin  | <b>GT01-C30R4-8P</b>   | MINI-DIN male connector 8 pin   | MELSEC FX   | 163948<br>further lengths on request |
|    |                                       |    |                         |    |    |                                      |
| GT1000 series<br>(except GT1020/GT1030)   | integrated RS422 or GT15/GT16 adapter | D-SUB male connector 9 pin  | <b>GT01-C30R4-25P</b>  | D-SUB male connector 25 pin   | MELSEC AnS/QnAS and AnU/QnA   | 163953<br>further lengths on request |
|    |                                       |    |                         |    |    |                                      |
| GT1020 / GT1030   | RS232                                 | Mini-DIN male connector 6-pin   | <b>GT01-C30R2-6P</b>   | D-SUB male connector 9 pin  | PC  | 163959                               |
|  |                                       |  | <br>Programming cable |  |  |                                      |
| GT1020 / GT1030   | RS422                                 | open terminals  | <b>GT10-C30R4-8P</b>   | MINI-DIN male connector 8 pin   | MELSEC FX   | 200494<br>further lengths on request |
|  |                                       |  |                       |  |  |                                      |
| GT1020 / GT1030   | RS232                                 | open terminals  | <b>GT10-C30R2-6P</b>   | MINI-DIN male connector 6 pin   | MELSEC System Q   | 200498                               |
|  |                                       |  |                       |  |  |                                      |
| GT1020 / GT1030   | RS232                                 | Mini-DIN male connector 6-pin   | <b>GT10-RS2TUSB-5S</b>   | MINI-B USB  | PC + GT09-C20USB-5P   | 200500 +<br>166373                   |
|  |                                       |  | <br>Converter         |  |  |                                      |
| GT15 / GT16   |                                       | A-BUS   | <b>GT15-A1SC30B</b>  | A-BUS   | MELSEC AnS/QnAS   | 166358<br>further lengths on request |
|  |                                       |   |                       |   |  |                                      |
| GT15 / GT16   |                                       | A-BUS   | <b>GT15-AC30B</b>  | A-BUS   | MELSEC AnS/QnAS and AnU/QnA   | 166380<br>further lengths on request |
|  |                                       |   |                       |   |  |                                      |
| GT15 / GT16   |                                       | Q-BUS   | <b>GT15-QC30B</b>  | Q-BUS   | MELSEC System Q   | 166348<br>further lengths on request |
|  |                                       |   |                       |   |  |                                      |