

THIS DRAWING IS UNPUBLISHED. RELEASED FOR PUBLICATION 1825006, 1825006
 © COPYRIGHT 1825006 BY TYCO ELECTRONICS CORPORATION. ALL RIGHTS RESERVED.

Loc		DIST		REVISIONS			
P	LTR	DESCRIPTION		DATE	DWN	APVD	
	01	ECO 06 018279		21NOV06	BSV	MS	
	02	REVISED PER ECO-10-000444		19JAN10	KK	HMR	

SPECIFICATIONS:

MATERIALS:

CASE-PPS, UL94V0-BLACK
 COVER-PPS, UL94V0-BLACK
 ACTUATOR-LCP, UL94V0-WHITE
 CONTACTS AND TERMINALS-COPPER ALLOY, GOLD OVER NICKEL
 TAPE SEAL-POLYIMIDE FILM

ELECTRICAL:

CONTACT RATING: NON-SWITCHING: 100mA @ 50VDC
 SWITCHING: 25mA 24VDC
 INITIAL CONTACT RESISTANCE: 100 MILLIOHMS MAX. @ 2VDC, 10mA
 INSULATION RESISTANCE: 100 MEGOHMS MIN. @ 100VDC
 DIELECTRIC STRENGTH: 300VAC FOR 1 MINUTE
 LIFE EXPECTANCY: 1000 CYCLES

MECHANICAL:

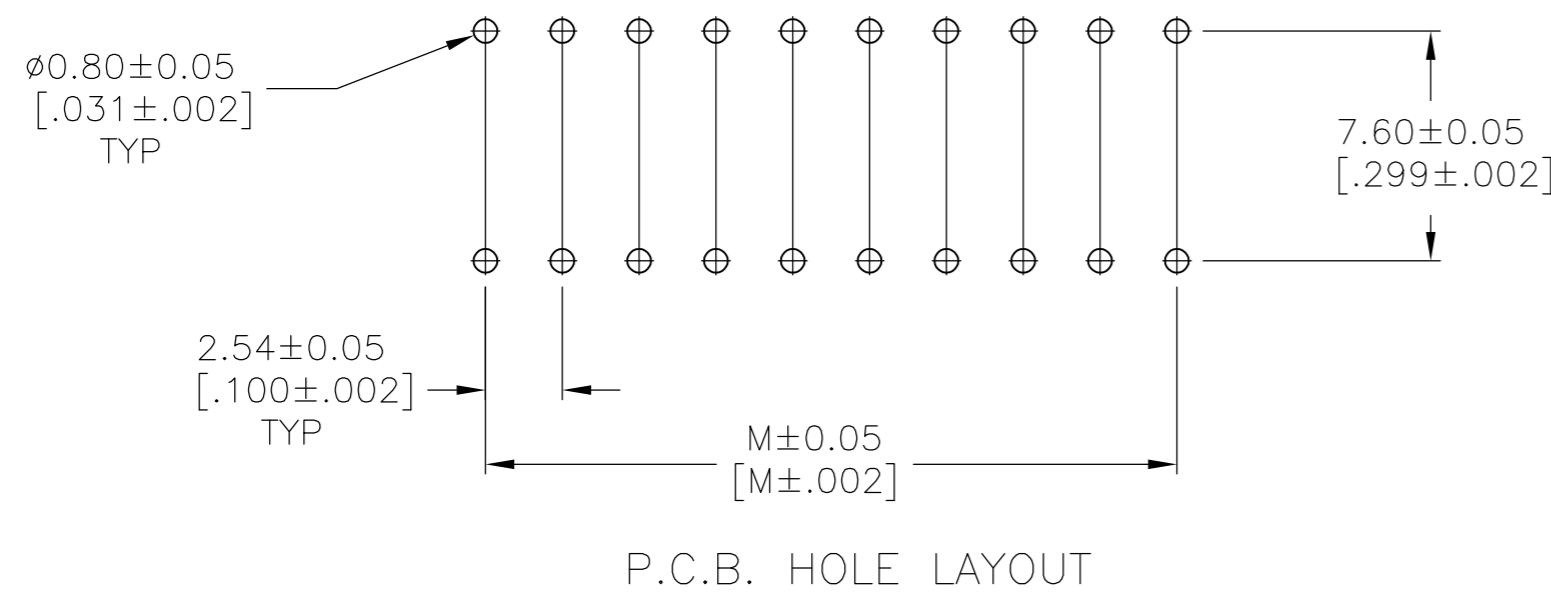
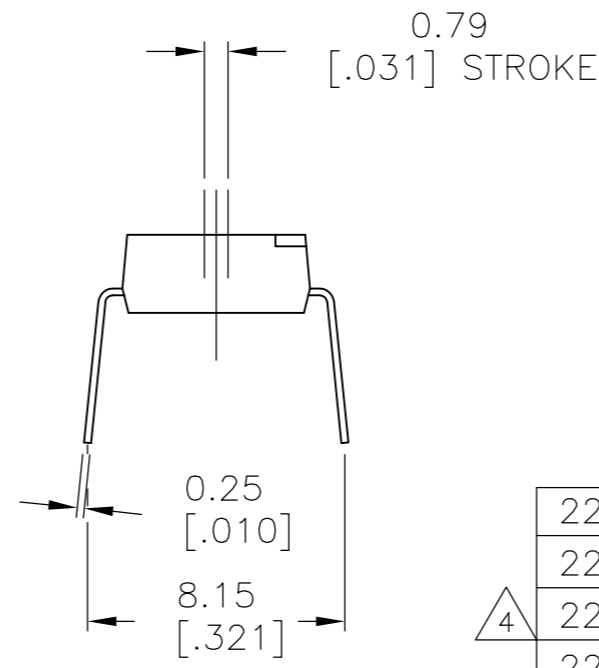
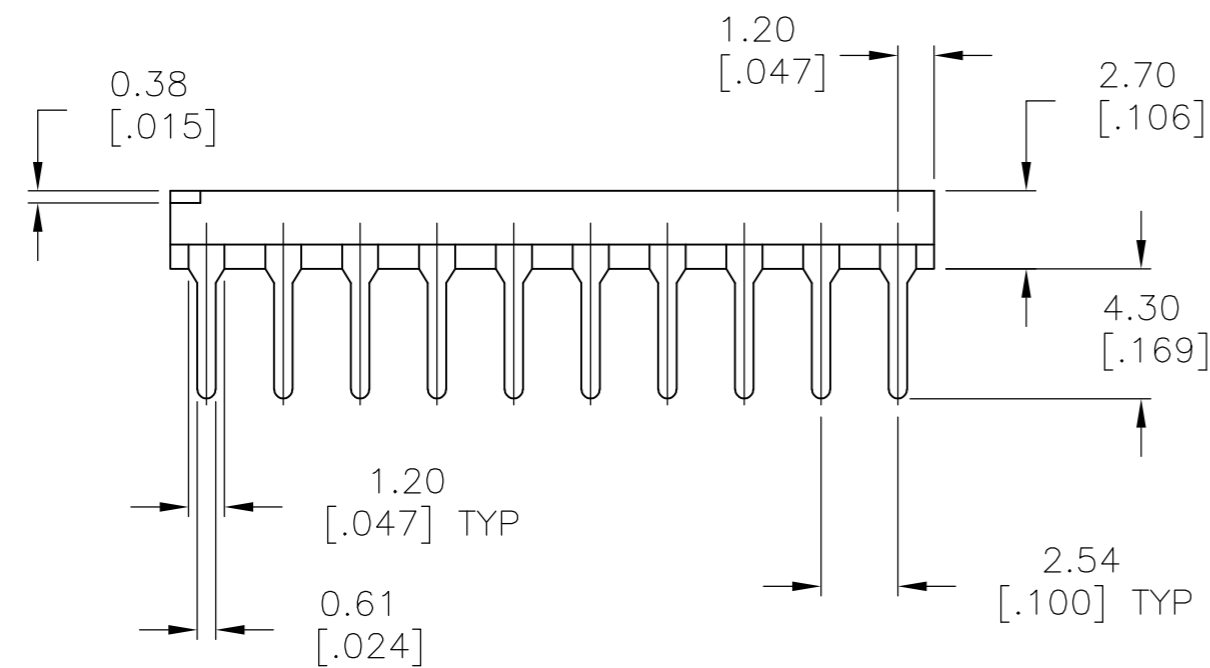
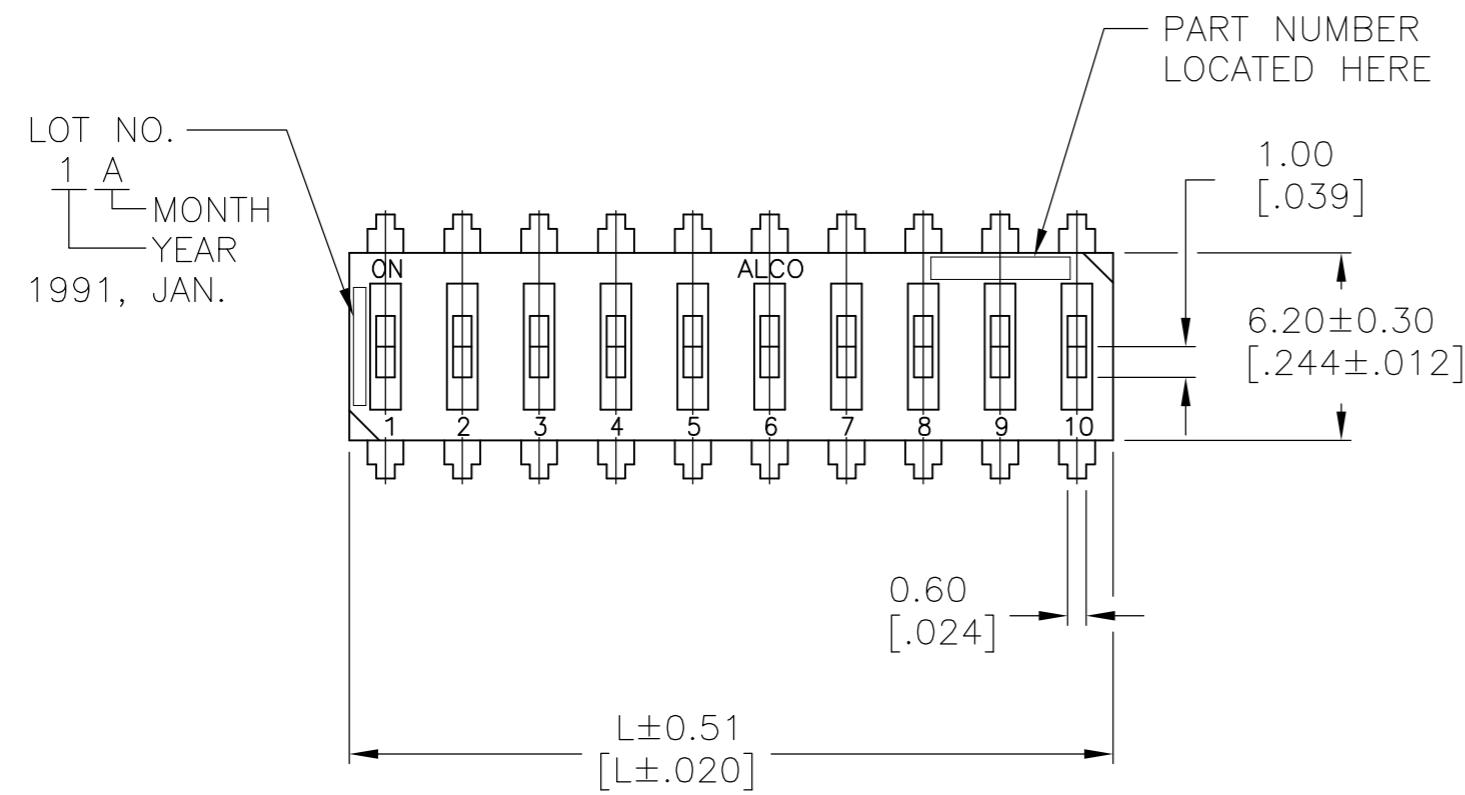
ACTUATION FORCE: 60-600 GRAMS

ENVIRONMENTAL:

OPERATING TEMPERATURE: -45°C TO +100°C
 STORAGE TEMPERATURE: -45°C TO +100 °C
 SOLDER HEAT RESISTANCE PER 109-202, CONDITION B (THRU-HOLE) OR 109-201, CONDITION B (SMT)
 SOLDERABILITY PER JIS C 0500 & JIS C 0053

NOTES:

- TAPE AND REEL PACKAGING PER EIA 481 - PART NO.S GDSXXSTR.
- ALL MATERIALS AND FINISHES SHALL COMPLY WITH EU DIRECTIVE 2002/95/EC OF 27JAN2003 (ROHS)
- SEE SHEET 2 FOR SURFACE MOUNTING DETAILS.
- OBsolete PARTS: OBsolete CIS STREAMLINING PER D.RENAUD/D.SINISI



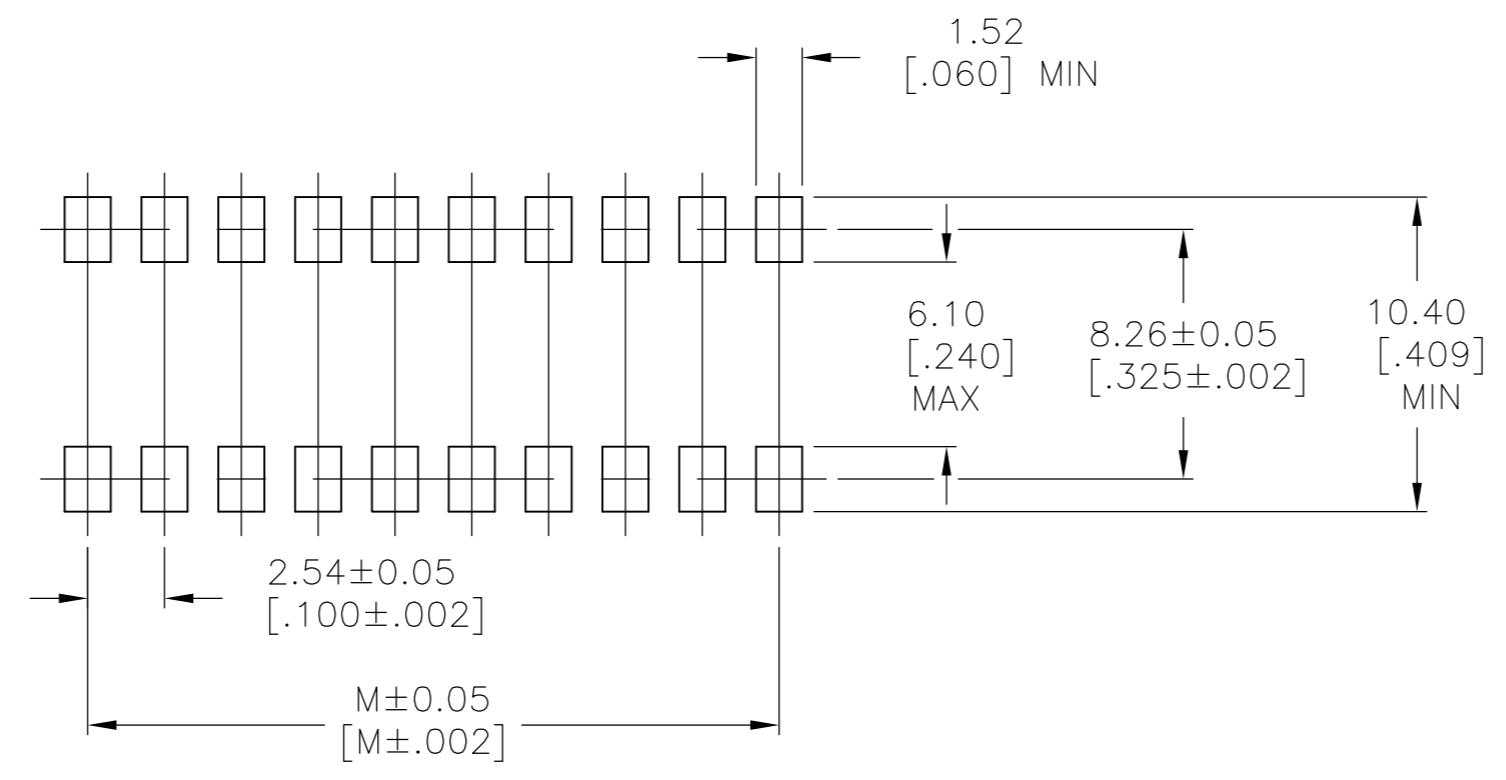
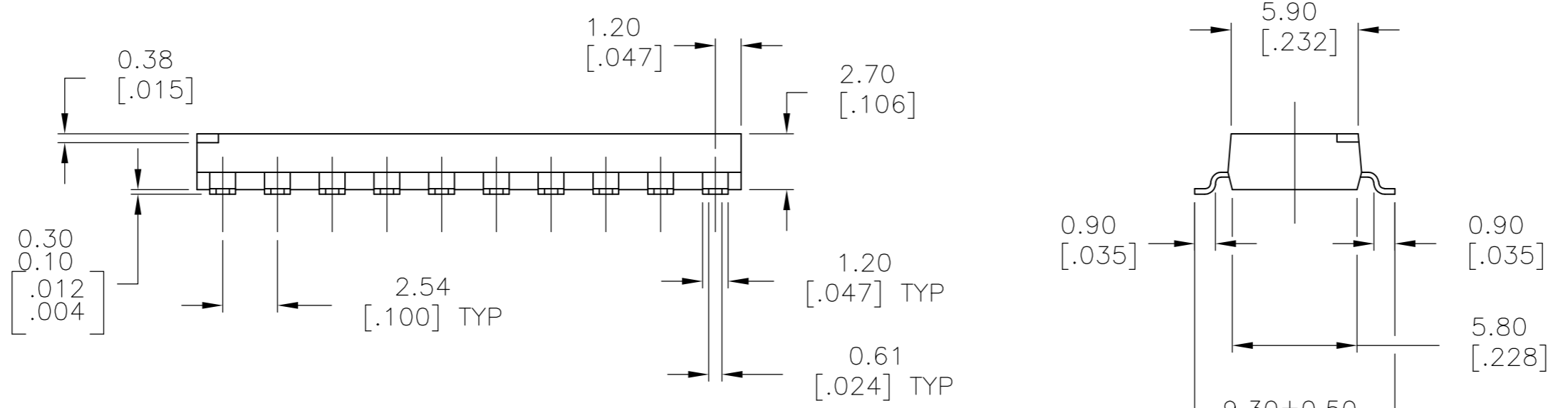
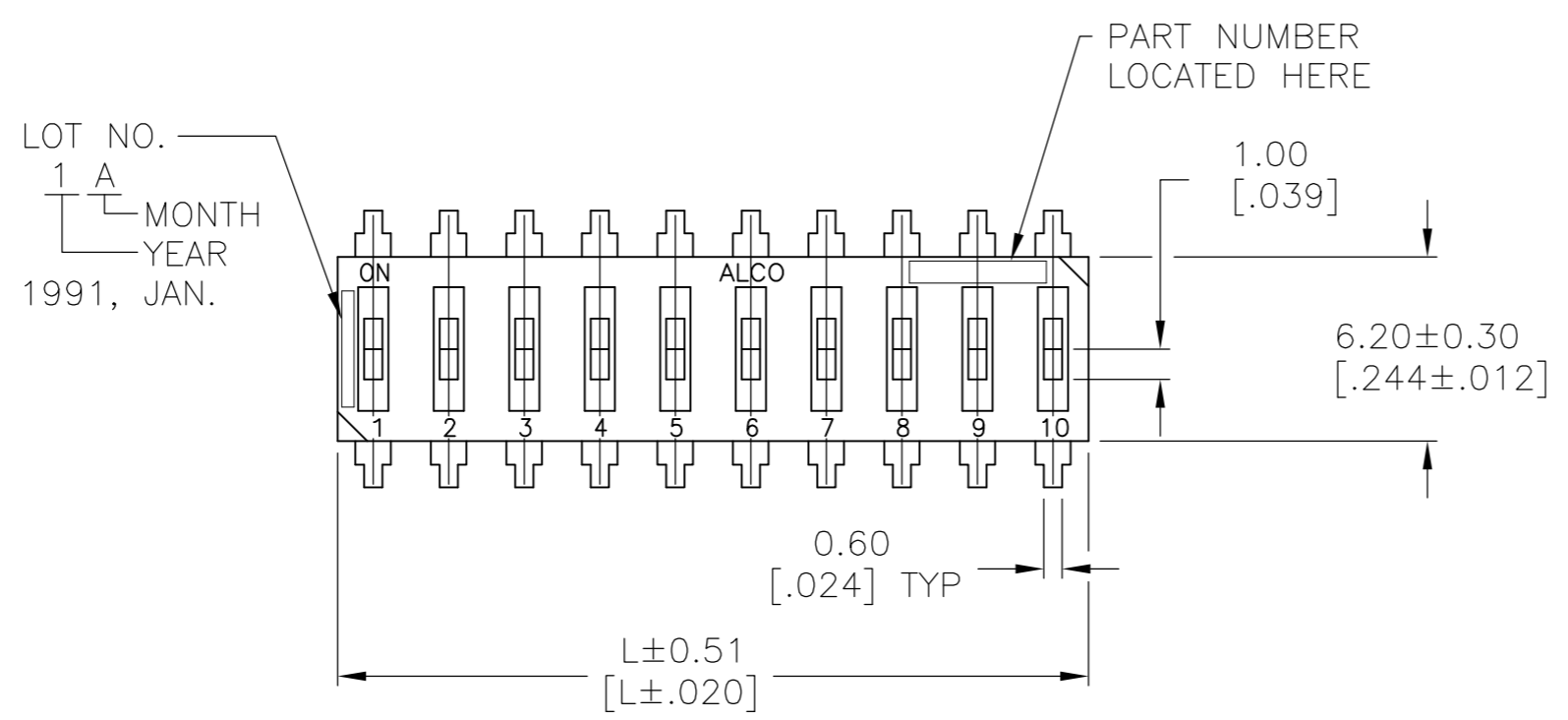
DIM M	DIM L	SEAL	MTG	POLE	OLD T&B P/N	TYCO P/N
22.86[.900]	25.25[.994]	TAPE	SMT	10	GDS10STR04	2-1825006-0
22.86[.900]	25.25[.994]	TAPE	SMT	10	GDS10S04	1-1825006-9
22.86[.900]	25.25[.994]	NONE	T/H	10	GDS10NTS04	1-1825006-8
22.86[.900]	25.25[.994]	TAPE	T/H	10	GDS1004	1-1825006-7
17.78[.700]	20.17[.794]	TAPE	SMT	8	GDS08STR04	1-1825006-6
17.78[.700]	20.17[.794]	TAPE	SMT	8	GDS08S04	1-1825006-5
17.78[.700]	20.17[.794]	NONE	T/H	8	GDS08NTS04	1-1825006-4
17.78[.700]	20.17[.794]	TAPE	T/H	8	GDS0804	1-1825006-3
12.7[.500]	15.09[.594]	TAPE	SMT	6	GDS06STR04	1-1825006-2
12.7[.500]	15.09[.594]	TAPE	SMT	6	GDS06S04	1-1825006-1
12.7[.500]	15.09[.594]	NONE	T/H	6	GDS06NTS04	1-1825006-0
12.7[.500]	15.09[.594]	TAPE	T/H	6	GDS0604	1825006-9
7.62[.300]	10.01[.394]	TAPE	SMT	4	GDS04STR04	1825006-8
7.62[.300]	10.01[.394]	TAPE	SMT	4	GDS04S04	1825006-7
7.62[.300]	10.01[.394]	NONE	T/H	4	GDS04NTS04	1825006-6
7.62[.300]	10.01[.394]	TAPE	T/H	4	GDS0404	1825006-5
2.54[.100]	4.93[.194]	TAPE	SMT	2	GDS02STR04	1825006-4
2.54[.100]	4.93[.194]	TAPE	SMT	2	GDS02S04	1825006-3
2.54[.100]	4.93[.194]	NONE	T/H	2	GDS02NTS04	1825006-2
2.54[.100]	4.93[.194]	TAPE	T/H	2	GDS0204	1825006-1

THIS DRAWING IS A CONTROLLED DOCUMENT.

DIMENSIONS: mm [INCHES]	TOLERANCES UNLESS OTHERWISE SPECIFIED: 0 PLC ± - 1 PLC ± - 2 PLC ± 0.25[.010] 3 PLC ± - 4 PLC ± - ANGLES ± 1°	DWN B.S.VISWESWARA 03MAR05 CHK M.S.SARVER APVD M.S.SARVER PRODUCT SPEC APPLICATION SPEC	Tyco Electronics Corporation Harrisburg, Pa 17105-3608
MATERIAL	FINISH	WEIGHT	SIZE A2 CAGE CODE 00779 DRAWING NO. C=1825006 RESTRICTED TO
CUSTOMER DRAWING		SCALE 4:1	SHEET 1 OF 2 REV 02

THIS DRAWING IS UNPUBLISHED. RELEASED FOR PUBLICATION 1825006, 1825006
 © COPYRIGHT 1825006 BY TYCO ELECTRONICS CORPORATION. ALL RIGHTS RESERVED.

LOC	DIST	REVISIONS			
P	LTR	DESCRIPTION	DATE	DWN	APVD
AD	00	SEE SHEET 1	-	-	-



SURFACE MOUNT PAD LAYOUT

THIS DRAWING IS A CONTROLLED DOCUMENT.		DWN B.S.VISWESWARA 03MAR05	Tyco Electronics Corporation Harrisburg, Pa 17105-3608	
DIMENSIONS: mm [INCHES]		CHK M.S.SARVER	NAME	
TOLERANCES UNLESS OTHERWISE SPECIFIED:		APVD	DIP SWITCH ASSEMBLY GDS SERIES	
0 PLC ± -		PRODUCT SPEC	SIZE A2	CAGE CODE 00779
1 PLC ± -		APPLICATION SPEC	DRAWING NO C=1825006	RESTRICTED TO
2 PLC ± 0.25[.010]		WEIGHT -	SCALE 4:1	SHEET 2 OF 2
3 PLC ± -		CUSTOMER DRAWING	REV 02	
4 PLC ± -				
ANGLES ± 1°				
FINISH -				