

Power line filters for single-phase systems

Rated voltage 250 V~, 50/60 Hz

Rated current 10 to 60 A

Construction

- Two-line filter
- Metal case



Features

- High insertion loss
- Easy to install
- Degree of protection: IP 20¹⁾
- Space-saving design
- Design complies with EN 133 200, UL 1283, CSA 22.2 No.8 1986
- Optimized for long motor cables and operation under full load
- EN, UL and CSA approval pending

Applications

- Frequency converters for motor drives, e.g.
 - elevators
 - conveyor systems
 - pumps
 - traction systems
 - HVAC systems (heating, ventilation and air conditioning)
- Power supplies

Terminals

- Safe-to-touch terminal blocks

Marking

Marking on component:

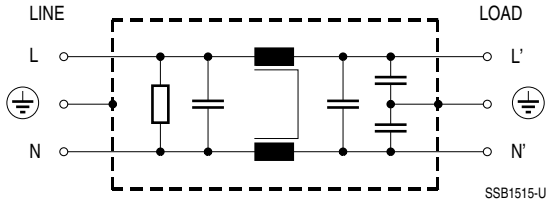
Manufacturer's logo, ordering code, rated voltage, rated current, rated temperature, date code

Minimum marking on packaging:

Manufacturer's logo, ordering code

1) In accordance with IEC 60529: 1989; EN 60529: 1991; DIN VDE 0470-1

Typical circuit diagram



Technical data

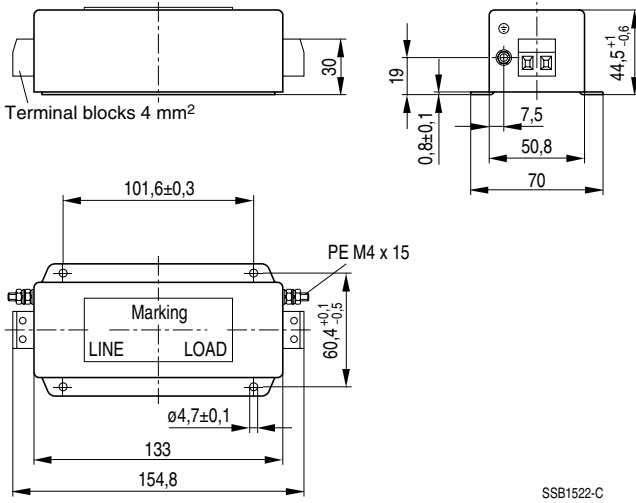
Rated voltage V_R	250 V~, 50/60 Hz
Rated current I_R	Referred to 40 °C ambient temperature
Test voltage V_P	1770 V~, 2 s (line/line) 2700 V~, 2 s (lines/case)
Overload capability	1,5 · I_R for 3 min per hour or 2,5 · I_R for 30 s per hour
Leakage current I_{leak}	at 250 V~, 50 Hz
Climatic category	25/100/21 (- 25 °C/+ 100 °C/21 days damp heat test) in accordance with EN 60068-1

Characteristics and ordering codes

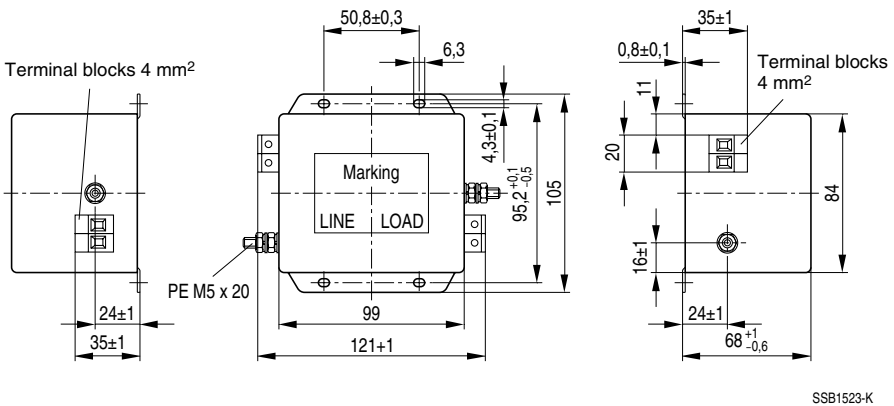
I_R	Terminal cross section mm ²	I_{leak} mA	R_{typ} mΩ	Approx. weight kg	Ordering code
A					
10	4	< 8	18	0,55	B84142-A10-R
20	4	< 8	10	1,0	B84142-A20-R
30	6	< 8	5	1,0	B84142-A30-R
40	6	< 17	3,6	1,0	B84142-A40-R
50	16	< 26	1,8	2,5	B84142-A50-R
60	16	< 26	1,4	2,5	B84142-A60-R

Dimensional drawings

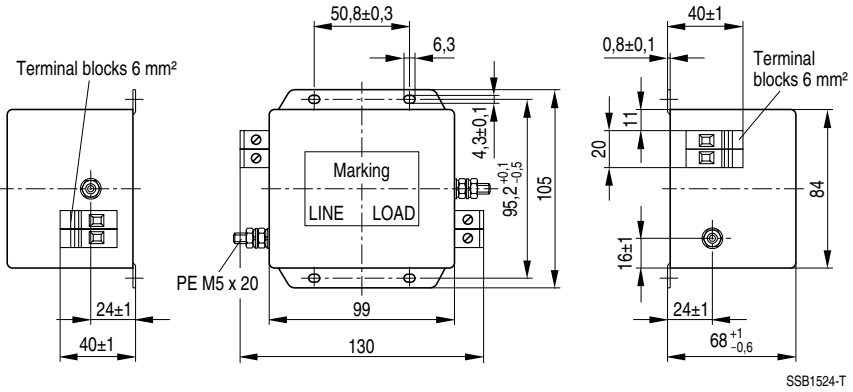
B84142-A10-R



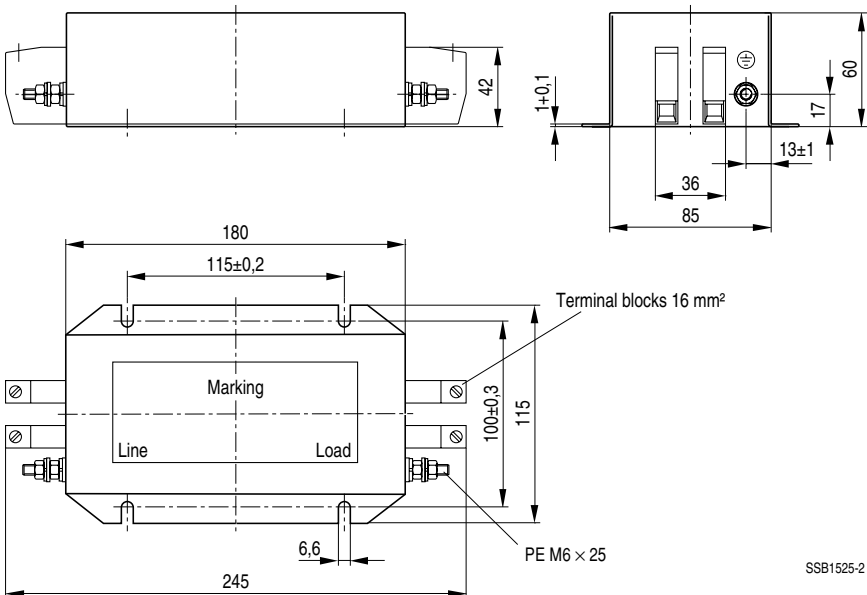
B84142-A20-R



B84142-A30-R, B84142-A40-R



B84142-A50-R, B84142-A60-R

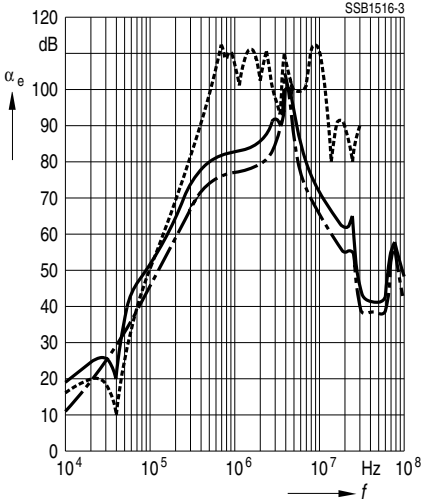


for Converters and Power Electronics

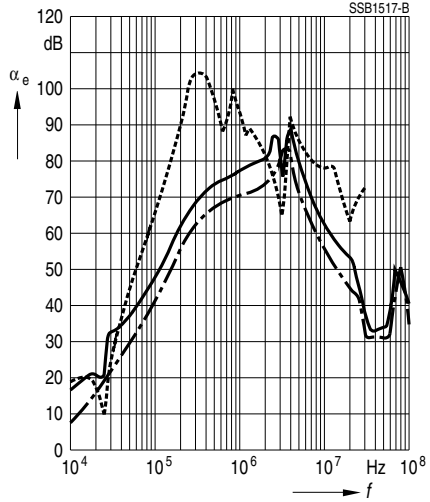
Insertion loss (typical values at $Z = 50 \Omega$)

- unsymmetrical, adjacent branches terminated
- - - - - common mode, all branches in parallel (asymmetrical)
- - - - - differential mode (symmetrical)

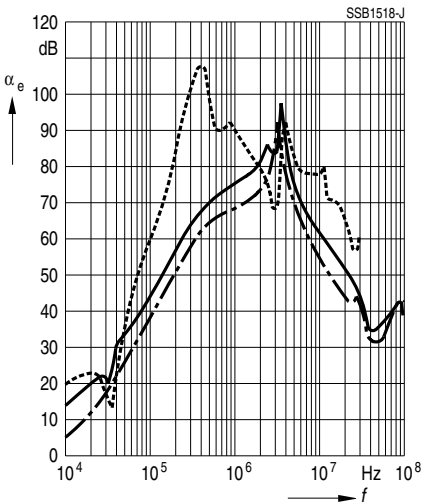
B84142-A10-R



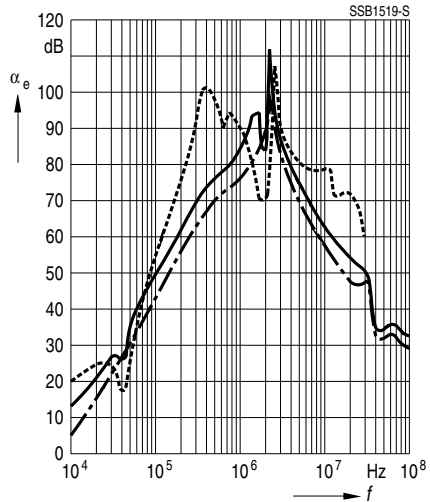
B84142-A20-R



B84142-A30-R



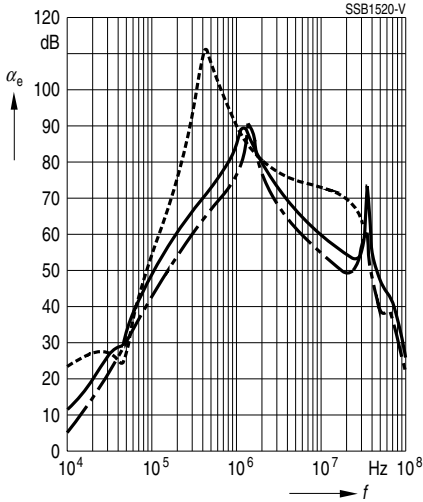
B84142-A40-R



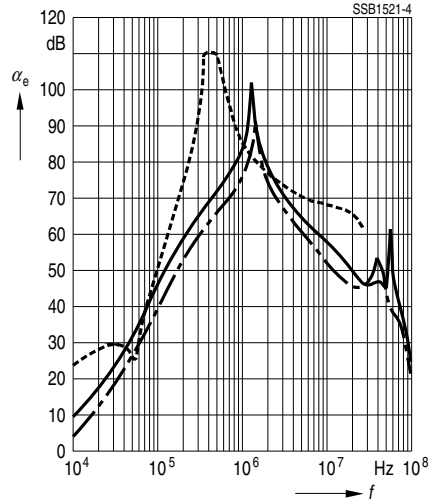
Insertion loss (typical values at $Z = 50 \Omega$)

- unsymmetrical, adjacent branches terminated
- - - - - common mode, all branches in parallel (asymmetrical)
- - - - - differential mode (symmetrical)

B84142-A50-R



B84142-A60-R



Herausgegeben von EPCOS AG

Marketing Kommunikation, Postfach 80 17 09, 81617 München, DEUTSCHLAND

© EPCOS AG 2000. Alle Rechte vorbehalten. Vervielfältigung, Veröffentlichung, Verbreitung und Verwertung dieser Broschüre und ihres Inhalts ohne ausdrückliche Genehmigung der EPCOS AG nicht gestattet.

Mit den Angaben in dieser Broschüre werden die Bauelemente spezifiziert, keine Eigenschaften zugesichert. Bestellungen unterliegen den vom ZVEI empfohlenen Allgemeinen Lieferbedingungen für Erzeugnisse und Leistungen der Elektroindustrie, soweit nichts anderes vereinbart wird.

Diese Broschüre ersetzt die vorige Ausgabe.

Fragen über Technik, Preise und Liefermöglichkeiten richten Sie bitte an den Ihnen nächstgelegenen Vertrieb der EPCOS AG oder an unsere Vertriebsgesellschaften im Ausland.

Bauelemente können aufgrund technischer Erfordernisse Gefahrstoffe enthalten. Auskünfte darüber bitten wir unter Angabe des betreffenden Typs ebenfalls über die zuständige Vertriebsgesellschaft einzuholen.

Published by EPCOS AG

Marketing Communications, P.O. Box 80 17 09, 81617 Munich, GERMANY

© EPCOS AG 2000. All Rights Reserved. Reproduction, publication and dissemination of this brochure and the information contained therein without EPCOS' prior express consent is prohibited.

The information contained in this brochure describes the type of component and shall not be considered as guaranteed characteristics. Purchase orders are subject to the General Conditions for the Supply of Products and Services of the Electrical and Electronics Industry recommended by the ZVEI (German Electrical and Electronic Manufacturers' Association), unless otherwise agreed.

This brochure replaces the previous edition.

For questions on technology, prices and delivery please contact the Sales Offices of EPCOS AG or the international Representatives.

Due to technical requirements components may contain dangerous substances. For information on the type in question please also contact one of our Sales Offices.