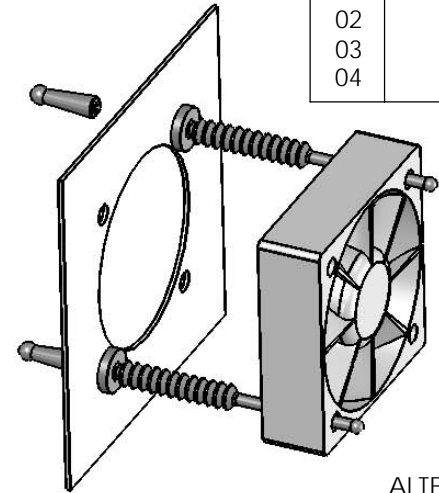
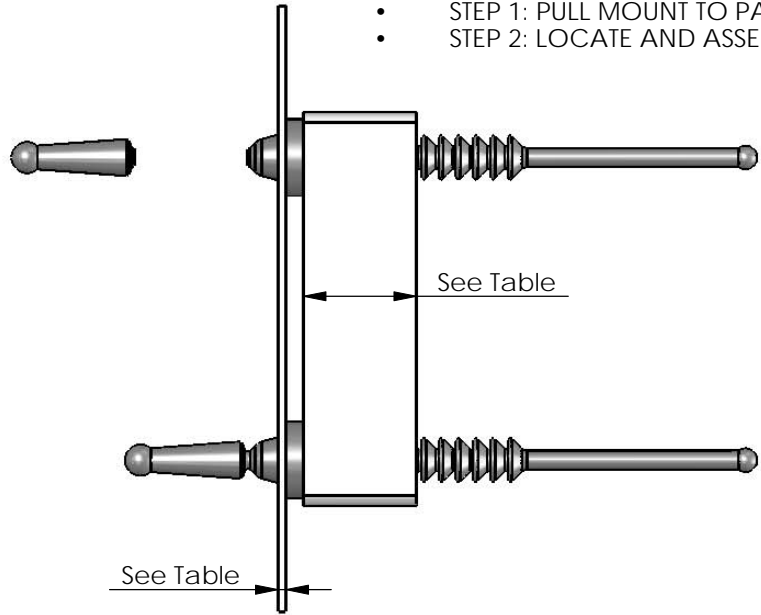


**ASSEMBLY PROCEDURE**

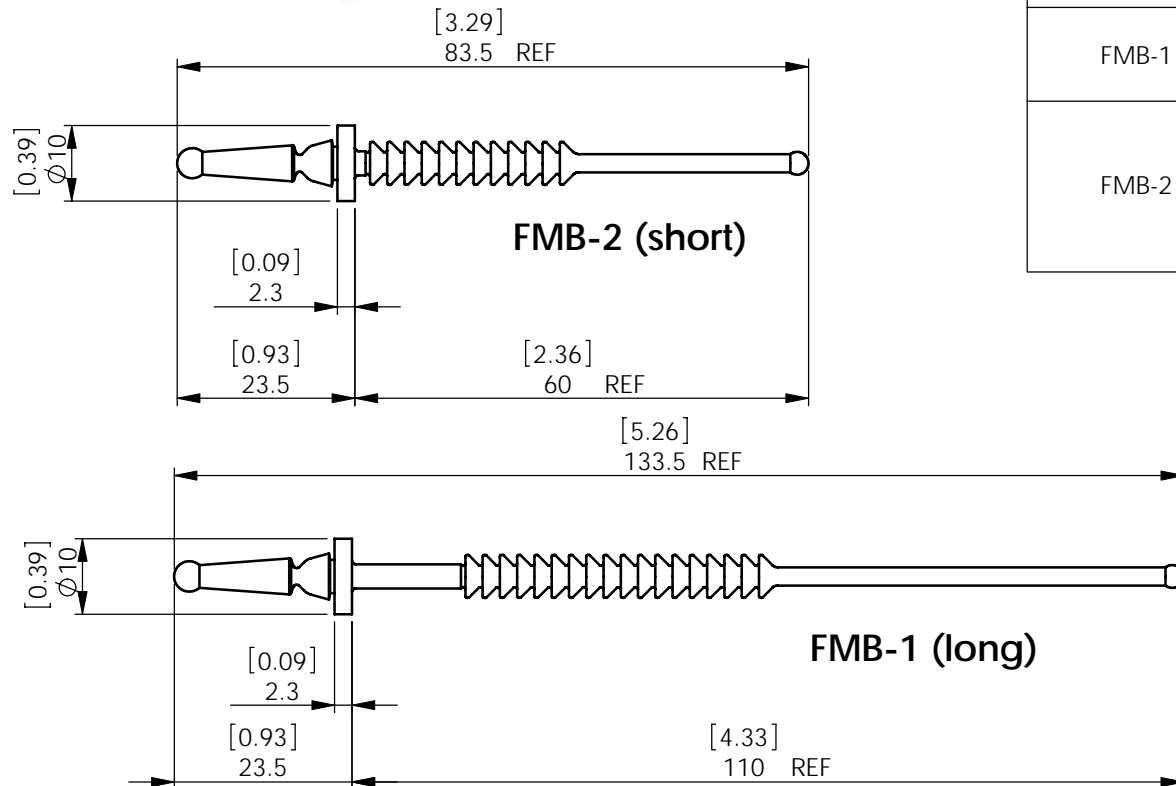
- STEP 1: PULL MOUNT TO PANEL - GRIP BREAKS-AWAY AFTER FIXING
- STEP 2: LOCATE AND ASSEMBLE FAN HOUSING

REV.	MODIFICATION.	DATE	DRN
01	Production Release	24/04/07	TC
02	ECN 2007-110	04/07/07	TC
03	ECN 2007-189	29/10/07	SF
04	CO-2010750	29/07/09	OW



ALTERNATE UNITS FOR REFERENCE ONLY

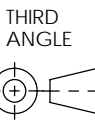
PART No	PANEL HOLE DIAMETER	PANEL THICKNESS	FAN HOLE DIAMETER	FAN CASE THICKNESS
FMB-1	4.5 - 5.0mm [0.18 - 0.20]	0.8 - 1.6mm [0.03 - 0.06]	4.0 - 4.5mm [0.16 - 0.18]	25 - 51mm [0.98 - 2.01]
FMB-2	4.5 - 5.0mm [0.18 - 0.20]	0.8 - 1.6mm [0.03 - 0.06]	3.2 - 3.5mm [0.13 - 0.14] 4.0 - 4.5mm [0.16 - 0.18]	Up to 10mm [0.40] Max  Up to 25mm [0.98]



INFORMATION CONTAINED IN THIS DOCUMENT IS CONFIDENTIAL TO RICHCO INTERNATIONAL Co. Ltd. AND MAY NOT BE DISCLOSED OR REPRODUCED IN WHOLE OR PART WITHOUT THEIR WRITTEN CONSENT.

**RICHCO, INC.**  
WWW.RICHCO-INC.COM

ALL DIMENSIONS IN mm & [INCH]  
GENERAL TOLERANCES  $\pm 0.25$  [0.01]  
UNLESS OTHERWISE STATED  
1 DECIMAL PLACE  $\pm 0.25$  [0.01]  
2 DECIMAL PLACES  $\pm 0.10$  [0.004]  
ANGULAR  $\pm 1^\circ$



MATERIAL:  
SILICONE RUBBER 40 Sh A (RMS-316)

COLOUR:  
BLACK

DESCRIPTION:  
BREAK AWAY FAN MOUNT

PART No:  
FMB-1 / FMB-2

DRG No:  
07-033

NPR No:  
2006-312

Mass:(g)  
FMB-1 = 1.5g  
FMB-2 = 1.1g  
SHEET SIZE  
A4

DRN  
TC

DATE  
25/10/06

SCALE  
NTS  
SHEET No.  
2 OF 2