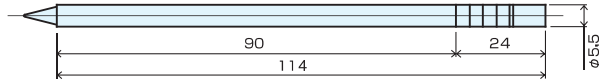
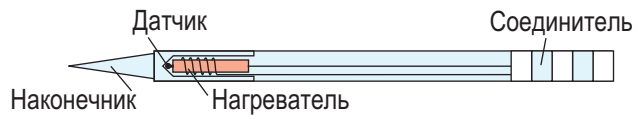
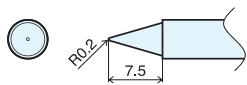


КОМПОЗИТНЫЕ НАКОНЕЧНИКИ

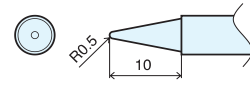
Композитный наконечник содержит нагреватель, комбинированный с датчиком и присоединенный к наконечнику керамическим компаундом, образуя, тем самым, единый неразъемный узел.



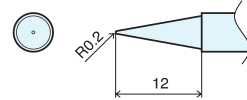
T2-B Shape-B Конус



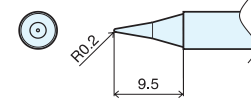
T2-B Shape-2B Конус



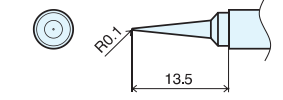
T2-LB Shape-LB Длинный конус



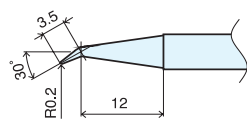
T2-I Shape-I Острый конус



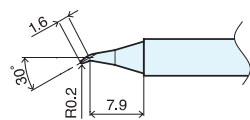
T2-LI Shape-LI Длинная коническая игла



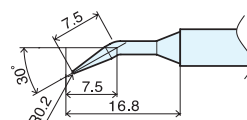
T2-02J Shape-0.2RSB Изогнутый



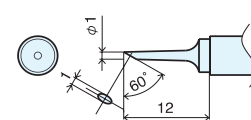
T2-02JS Shape-0.2RSSB Изогнутый



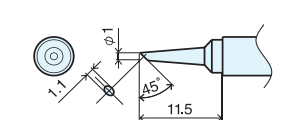
T2-02JL Shape-0.2RLB Изогнутый



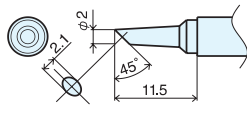
T2-1C Shape-1 Фаска



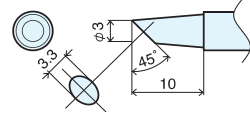
T2-1BC Shape-1B Фаска
T2-1BCF ※ 1



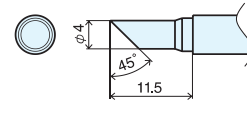
T2-2BC Shape-2BC Фаска
T2-2BCF ※ 1



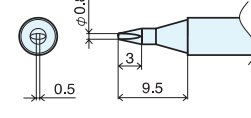
T2-3BC Shape-3BC Фаска
T2-3BCF ※ 1



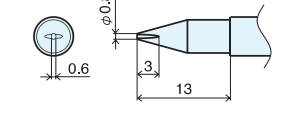
T2-4C Shape-4C Фаска
T2-4CF ※ 1



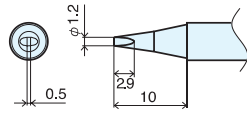
T2-08D Shape-0.8D Стамеска



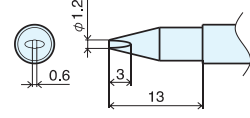
T2-08LD Shape-0.8LD Длинная стамеска



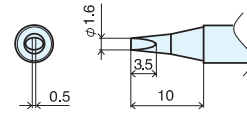
T2-12D Shape-1.2D Стамеска



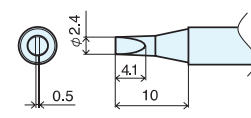
T2-12LD Shape-1.2LD Длинная стамеска



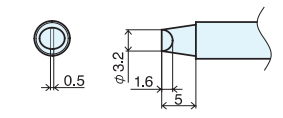
T2-16D Shape-1.6D Стамеска



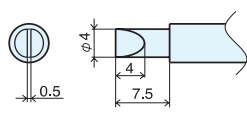
T2-24D Shape-2.4D Стамеска



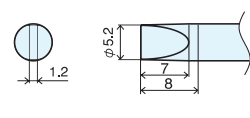
T2-32D Shape-3.2D Стамеска



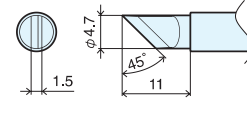
T2-4D Shape-4D Стамеска



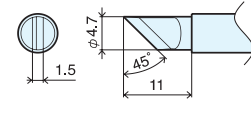
T2-52D Shape-5.2D Стамеска



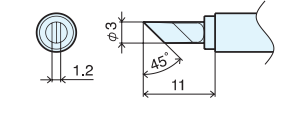
T2-K Shape-K Нож



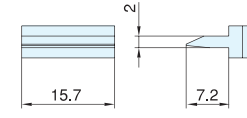
T2-KL Shape-KL Нож



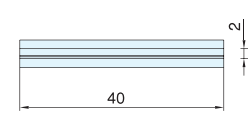
T2-KU Shape-KU Нож



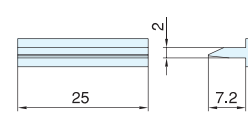
T2-1401 Шпатель 15,7 ※ 2



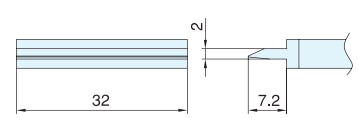
T2-1402 Шпатель 40 ※ 2



T2-1403 Шпатель 25 ※ 2



T2-1404 Шпатель 32 ※ 2



※ 1 У наконечников облужена только паяльная поверхность

※ 2 Максимальная температура 420°C