



0.56" Single Digit Displays

MODEL NO : ELS-511SYGWA/S530-E1

ECN : _____

Page: 1/5

■ Features :

- Industrial standard size.
- Low power consumption.
- Categorized for luminous intensity.

■ Applications:

- Audio equipment
- Instrument panels
- Digital read out display

■ Descriptions :

- The ELS-511 series is a large 14.22mm (0.56")high seven segment display designed for viewing distances up to 7 meters.
- These displays provide excellent reliability in bright ambient light.
- These devices are made with white segments and gray surface.

PART NO	Chip		C.C. or C.A.
	Material	Emitted Color	
ELS-511SYGWA/S530-E1	AlGaInP	Super Yellow Green	C.C.

OFFICE : NO. 25,Lane 76,Sec.3, Chung Yang Rd., Tucheng 236, Taipei, Taiwan, R.O.C.

TEL : 886-2-2267-2000,2267-9936

FAX : 886-2-2267-6244,22676189,22676306

<http://www.everlight.com>



EVERLIGHT ELECTRONICS CO.,LTD.

Device Number : DDS-511-026

REV: 1.1

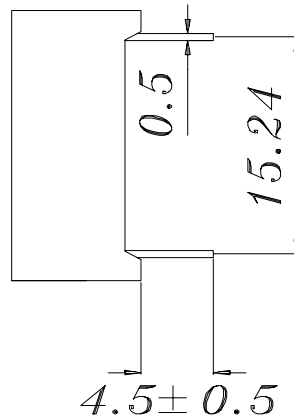
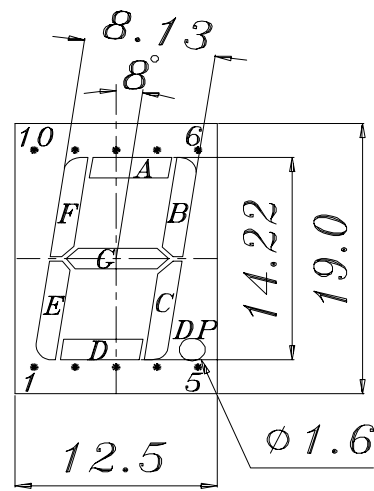
0.56" Single Digit Displays

MODEL NO : ELS-511SYGWA/S530-E1

ECN : _____

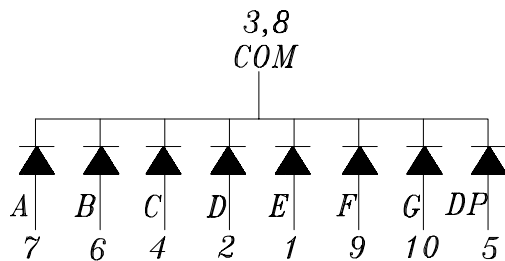
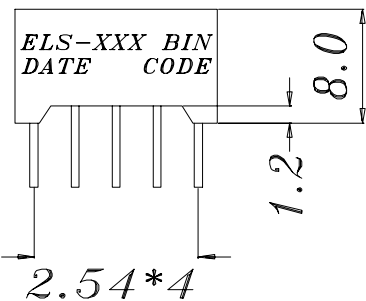
Page: 2/5

Package Dimensions:



COMMON CATHODE

- 1 ANODE E
- 2 ANODE D
- 3 COMMON CATHODE
- 4 ANODE C
- 5 ANODE DP
- 6 ANODE B
- 7 ANODE A
- 8 COMMON CATHODE
- 9 ANODE F
- 10 ANODE G



Notes:

1. All dimensions are in millimeters, tolerance is 0.25mm unless otherwise noted.
 2. Above specification may be changed without notice.
- Supplier will reserve authority on material change for above specification.



0.56" Single Digit Displays

MODEL NO : ELS-511SYGWA/S530-E1

ECN : _____

Page: 3/5

■ Absolute maximum ratings at Ta = 25°C :

Parameter	Symbol	Rating	Unit
Reverse Voltage	Vr	5	V
Forward Current	If	25	mA
Operating Temperature	Topr	-40 to +85	°C
Storage Temperature	Tstg	-40 to +100	°C
Soldering Temperature	Tsol	260 ± 5	°C
Electrostatic Discharge	ESD	2000	V
Power Dissipation	Pd	60	mW
Peak Forward Current(Duty 1/10 @ 1KHZ)	If(Peak)	160	mA

■ Electronic optical characteristics :

Parameter		Symbol	MIN.	TYP.	MAX.	Unit	Condition
Luminous	Per segment	Iv	0.28	0.9	----	mcd	If=2mA
	Per decimal point		2.00	5.9	----	mcd	If=10mA
Intensity	Per segment	Iv	0.07	0.50	----	mcd	If=2mA
	Per decimal point		0.75	2.00	----	mcd	If=10mA
Peak Wavelength		λ p	----	575	----	nm	If=20mA
Dominant Wavelength		λ d	----	573	----	nm	If=20mA
Spectrum Radiation Bandwidth		Δ λ	----	20	----	nm	If=20mA
Forward Voltage		Vf	----	2.0	2.4	V	If=20mA
Reverse Current		Ir	----	----	10	μ A	Vr=5V



EVERLIGHT ELECTRONICS CO.,LTD.

Device Number : DDS-511-026

REV: 1.1

0.56" Single Digit Displays

MODEL NO : ELS-511SYGWA/S530-E1

ECN : _____

Page: 4/5

Reliability test items and conditions:

NO	Item	Test Conditions	Test Hours/Cycle	Sample Size	Ac/Re
1	Solder Heat	TEMP : 260°C ± 5 °C	5 SEC	76 PCS	0/1
2	Temperature Cycle	H : +85°C 30min ∫ 5 min L : -55°C 30min	50 CYCLE	76 PCS	0/1
3	Thermal Shock	H : +100°C 5min ∫ 10 sec L : -10°C 5min	50 CYCLE	76 PCS	0/1
4	High Temperature Storage	TEMP : 100°C	1000 HRS	76 PCS	0/1
5	Low Temperature Storage	TEMP : -55°C	1000 HRS	76 PCS	0/1
6	DC Operating Life	If = 10 mA	1000 HRS	76 PCS	0/1
7	High Temperature / High Humidity	85°C/85% RH	1000 HRS	76 PCS	0/1



0.56" Single Digit Displays

MODEL NO: ELS-511SYGWA/S530-E1

ECN :

Page: 5/5

Typical Electro-Optical Characteristic Curves:

