
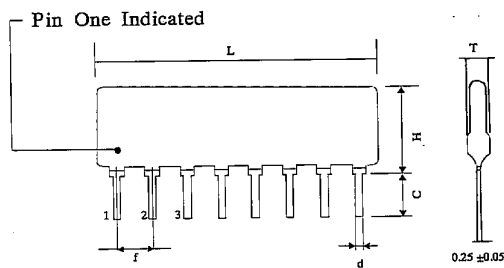


SIP CAPACITOR NETWORKS

CS • CL SERIES



DIMENSION: mm

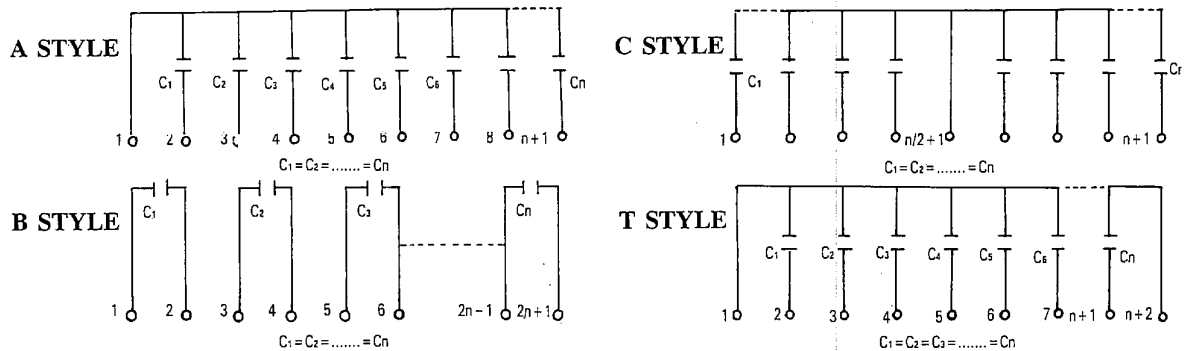


RATING

E-12 Series Capacitance Range	CS	CL
	10pf-0.1 μ F	0.01 μ F-1 μ F
T.C.R.	NPO, X7R, Z5U	
Capacitance Tol.	J, K, M, Z	
Rated Voltage(VDC)	25V, 50V, 100V	

TYPE	L (MAX)	H (Max)		T (Max)	C ± 0.5	d ± 0.05	f ± 0.2
		CS	CL				
4 Pin	10.2	7.5	12.7	3.5	3.5	0.5	2.54
5 Pin	12.7						
6 Pin	15.3						
7 Pin	17.8						
8 Pin	20.4						
9 Pin	22.9						
10 Pin	25.4						
11 Pin	28.0						
12 Pin	30.5						
13 pin	33.1						
14 pin	35.6						

CIRCUITS CONSTRUCTION



HOW TO ORDER

