

## NG5004

IGA2008-N

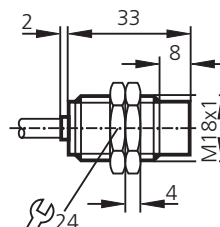
Metallgewinde M18 x 1

Anschlußleitung

Schaltabstand 8 mm [nb]

nicht bündig einbaubar

CE



### Elektrische Ausführung

Ausgangsfunktion	
Nennspannung	[V]
Anschlußspannung	[V]
Max. Leitungswiderstand	[Ω]
Stromaufnahme (leitend)	[mA]
(sperrend)	[mA]
Eigenkapazität	[nF]
Eigeninduktivität	[μH]
Schaltfrequenz	[Hz]

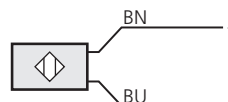
Schaltzustandsanzeige	
Umgebungstemperatur	[°C]
Schutzart	
Schockfestigkeit b max.	[g]
t	[ms]
Schwingbeanspruchung fv	[Hz]
a max.	[mm]

Gehäusewerkstoff	
Zulassungen	
Anschluß	
Anschlußschema	

Adernfarben:  
braun: BN  
blau: BU  
schwarz: BK  
weiß: WH  
grün/gelb: GN/YE

Anschluß an Schaltverstärker NV0100, NV0200 oder andere zugelassene Schaltverstärker mit den Höchstwerten: U = 15V; I = 50 mA; P = 180mW

Öffner	
8,2 DC (1 kΩ)	
5 ... 25 DC	
≤ 50	
≥ 2,2	
≤ 1	
≤ 240	
≤ 60	
300	
—	
-20 ... +70	
IP 67	
≤ 30	
11	
10 ... 55	
1	
Messing vernickelt; PBTP	
PTB-Zulassungsnummer: <b>Ex-94.C.2128</b>	
Gerätekenzeichnung: <b>EEx ia IIC T6</b>	
PVC-Kabel, 2m / 2 x 0,5mm <sup>2</sup>	



## NG5004

IGA2008-N

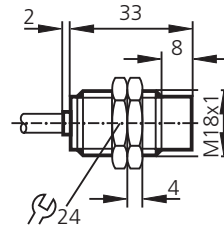
Metal thread M18 x 1

Cable

Sensing range 8 mm [nf]

non-flush mountable

CE



### Electrical Design

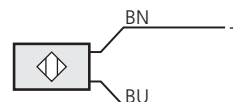
Output	
Nominal voltage	[V]
Operating voltage	[V]
Max. cable resistance	[Ω]
Current consumption (undamped)	[mA]
(damped)	[mA]
Internal capacitance	[nF]
Internal inductance	[μH]
Switching frequency	[Hz]

Output status indication	
Operating temperature	[°C]
Protection	
Shock resistance b max.	[g]
t	[ms]
Vibration resistance fv	[Hz]
a max.	[mm]

Housing material	
Approvals	
Connection	
Wiring	

connection to control monitors NV0100, NV0200 or other certified amplifiers  
maximum values: U = 15V; I = 50 mA; P = 180mW

Output	normally closed
Nominal voltage	8.2 DC (1 kΩ)
Operating voltage	5 ... 25 DC
Max. cable resistance	≤ 50
Current consumption (undamped)	≥ 2.2
(damped)	≤ 1
Internal capacitance	≤ 240
Internal inductance	≤ 60
Switching frequency	300
Output status indication	—
Operating temperature	-20 ... +70
Protection	IP 67
Shock resistance b max.	≤ 30
t	11
Vibration resistance fv	10 ... 55
a max.	1
Housing material	nickel-plated brass; PBTP
Approvals	PTB-Approval-No. <b>Ex-94.C.2128</b> Designation: <b>EEx ia IIC T6</b>
Connection	PVC cable, 2m / 2 x 0.5mm <sup>2</sup>



## NG5004

IGA2008-N

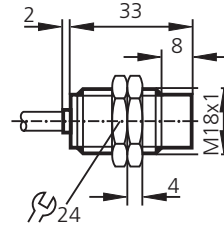
Filetage métallique M18 x 1

Raccordement par câble

Portée 8 mm [nb]

non encastrable

CE



### Technologie

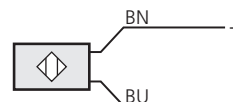
Sortie	
Tension nominale	[V]
Tension d'alimentation	[V]
Résistance de câble maxi	[ $\Omega$ ]
Consommation (commuté)	[mA]
(non commuté)	[mA]
Capacité propre	[nF]
Inductance propre	[ $\mu$ H]
Fréquence de commutation	[Hz]

Indication de commutation	
Température ambiante	[°C]
Protection	
Tenue aux chocs b maxi	[g]
t	[ms]
Tenue aux vibrations fv	[Hz]
a maxi	[mm]

Boîtier	
Homologations	
Raccordement	
Schéma de branchement	

### raccordement aux amplificateurs NV0100, NV0200 ou d'autres amplificateurs homologué; valeurs maxi: U = 15V; I = 50 mA; P = 180mW

Sortie	normalement fermé
Tension nominale	8,2 DC (1 k $\Omega$ )
Tension d'alimentation	5 ... 25 DC
Résistance de câble maxi	$\leq 50$
Consommation (commuté)	$\geq 2,2$
(non commuté)	$\leq 1$
Capacité propre	$\leq 240$
Inductance propre	$\leq 60$
Fréquence de commutation	300
Indication de commutation	—
Température ambiante	-20 ... +70
Protection	IP 67
Tenue aux chocs b maxi	$\leq 30$
t	11
Tenue aux vibrations fv	10 ... 55
a maxi	1
Boîtier	laiton nickelé; PBTP
Homologations	PTB-N° <b>Ex-94.C.2128</b> <b>EEx ia IIC T6</b>
Raccordement	câble PVC, 2m / 2 x 0,5mm <sup>2</sup>



Couleurs des fils conducteurs:  
noir: BK  
brun: BN  
bleu: BU  
blanc: WH  
verte/jaune: GN/YE