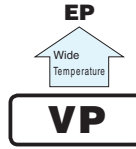




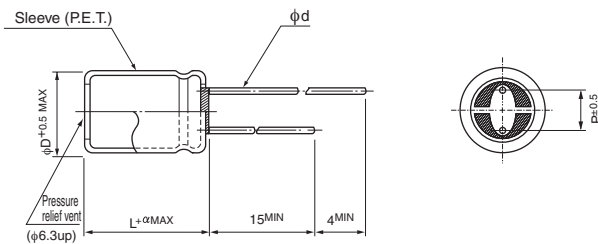
- Standard bi-polarized series for entertainment electronics.
- Compliant to the RoHS directive (2011/65/EU).



## Specifications

Item	Performance Characteristics																															
Category Temperature Range	-40 to +85°C																															
Rated Voltage Range	6.3 to 100V																															
Rated Capacitance Range	0.47 to 6800µF																															
Capacitance Tolerance	±20% at 120Hz, 20°C																															
Leakage Current	After 5 minutes' application of rated voltage at 20°C, leakage current is not more than 0.03CV or 3 (µA), whichever is greater.																															
Tangent of loss angle (tan δ)	For capacitance of more than 1000µF, add 0.02 for every increase of 1000µF. Measurement frequency : 120Hz at 20°C																															
Stability at Low Temperature	<table border="1"> <thead> <tr> <th>Rated voltage (V)</th> <th>6.3</th> <th>10</th> <th>16</th> <th>25</th> <th>35</th> <th>50</th> <th>63</th> <th>100</th> </tr> </thead> <tbody> <tr> <td>tan δ (MAX.)</td> <td>0.26</td> <td>0.24</td> <td>0.22</td> <td>0.20</td> <td>0.16</td> <td>0.14</td> <td>0.12</td> <td>0.10</td> </tr> </tbody> </table>		Rated voltage (V)	6.3	10	16	25	35	50	63	100	tan δ (MAX.)	0.26	0.24	0.22	0.20	0.16	0.14	0.12	0.10												
	Rated voltage (V)	6.3	10	16	25	35	50	63	100																							
tan δ (MAX.)	0.26	0.24	0.22	0.20	0.16	0.14	0.12	0.10																								
Endurance	<table border="1"> <thead> <tr> <th colspan="2">Rated voltage (V)</th> <th>6.3</th> <th>10</th> <th>16</th> <th>25</th> <th>35</th> <th>50</th> <th>63</th> <th>100</th> </tr> </thead> <tbody> <tr> <td>Impedance ratio</td> <td>Z-25°C / Z+20°C</td> <td>4</td> <td>3</td> <td>2</td> <td>2</td> <td>2</td> <td>2</td> <td>2</td> <td>2</td> </tr> <tr> <td>ZT / Z20 (MAX.)</td> <td>Z-40°C / Z+20°C</td> <td>10</td> <td>8</td> <td>6</td> <td>5</td> <td>4</td> <td>4</td> <td>3</td> <td>3</td> </tr> </tbody> </table>		Rated voltage (V)		6.3	10	16	25	35	50	63	100	Impedance ratio	Z-25°C / Z+20°C	4	3	2	2	2	2	2	2	ZT / Z20 (MAX.)	Z-40°C / Z+20°C	10	8	6	5	4	4	3	3
	Rated voltage (V)		6.3	10	16	25	35	50	63	100																						
Impedance ratio	Z-25°C / Z+20°C	4	3	2	2	2	2	2	2																							
ZT / Z20 (MAX.)	Z-40°C / Z+20°C	10	8	6	5	4	4	3	3																							
Shelf Life	The specifications listed at right shall be met when the capacitors are restored to 20°C after the rated voltage is applied for 2000 hours at 85°C with the polarity inverted every 250 hours.																															
	<table border="1"> <tbody> <tr> <td>Capacitance change</td> <td>Within ±20% of the initial capacitance value</td> </tr> <tr> <td>tan δ</td> <td>200% or less than the initial specified value</td> </tr> <tr> <td>Leakage current</td> <td>Less than or equal to the initial specified value</td> </tr> </tbody> </table>		Capacitance change	Within ±20% of the initial capacitance value	tan δ	200% or less than the initial specified value	Leakage current	Less than or equal to the initial specified value																								
Capacitance change	Within ±20% of the initial capacitance value																															
tan δ	200% or less than the initial specified value																															
Leakage current	Less than or equal to the initial specified value																															
Marking	Printed with white color letter on black sleeve.																															

## Radial Lead Type



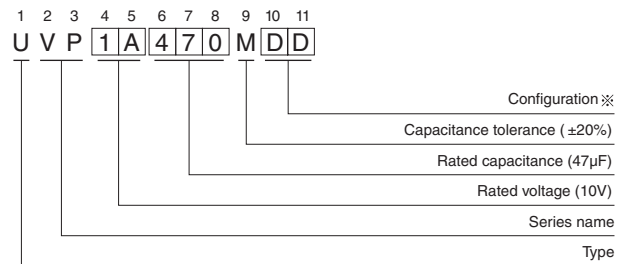
α	(L < 20)		(L ≥ 20)	
		1.5	2.0	2.0

	(mm)							
φD	5	6.3	8	10	12.5	16	18	
P	2.0	2.5	3.5	5.0	5.0	7.5	7.5	
φd	0.5	0.5	0.6	0.6	0.6	0.8	0.8	

• Please refer to page 20 about the end seal configuration.

## Type numbering system (Example : 10V 47µF)



※ Configuration

φ D	Pb-free leadwire Pb-free PET sleeve
5	DD
6.3	ED
8 · 10	PD
12.5 to 18	HD

Please refer to page 20, 21, 22 about the formed or taped product spec.  
Please refer to page 4 for the minimum order quantity.

● Dimension table in next page.



## ■ Dimensions

Cap. (μF)	V Code	6.3		10		16		25		35		50		63		100		
		0J		1A		1C		1E		1V		1H		1J		2A		
0.47	R47											5 × 11	11			5 × 11	14	
1	010											5 × 11	17			5 × 11	21	
2.2	2R2											5 × 11	25			6.3 × 11	34	
3.3	3R3											5 × 11	27	5 × 11	28	6.3 × 11	39	
4.7	4R7										5 × 11	34	5 × 11	34	6.3 × 11	34	6.3 × 11	47
10	100					5 × 11	42	5 × 11	42	5 × 11	43	6.3 × 11	52	6.3 × 11	57	8 × 11.5	71	
22	220			5 × 11	57	5 × 11	57	6.3 × 11	65	6.3 × 11	73	8 × 11.5	89	8 × 11.5	95	10 × 16	135	
33	330	5 × 11	64	5 × 11	64	5 × 11	70	6.3 × 11	80	8 × 11.5	100	8 × 11.5	105	10 × 12.5	135	12.5 × 20	220	
47	470	5 × 11	76	5 × 11	76	6.3 × 11	95	6.3 × 11	95	8 × 11.5	120	10 × 12.5	150	10 × 16	180	12.5 × 20	240	
100	101	6.3 × 11	125	6.3 × 11	125	8 × 11.5	160	8 × 11.5	160	10 × 16	230	10 × 20	265	12.5 × 20	320	16 × 25	425	
220	221	8 × 11.5	215	8 × 11.5	215	10 × 12.5	275	10 × 16	305	12.5 × 20	410	12.5 × 25	480	16 × 25	575	18 × 35.5	720	
330	331	8 × 11.5	265	10 × 16	345	10 × 16	375	12.5 × 20	450	12.5 × 20	505	16 × 25	650	16 × 31.5	655			
470	471	10 × 12.5	370	10 × 16	410	10 × 20	485	12.5 × 20	540	12.5 × 25	655	16 × 31.5	835	18 × 35.5	965			
1000	102	10 × 20	650	12.5 × 20	720	12.5 × 25	855	16 × 25	950	16 × 31.5	1140							
2200	222	12.5 × 25	1160	16 × 25	1280	16 × 31.5	1510	18 × 35.5	1620									
3300	332	16 × 25	1570	16 × 31.5	1690	18 × 35.5	1980											
4700	472	16 × 31.5	2020	18 × 35.5	2160													
6800	682	18 × 35.5	2600														Case size φD × L (mm)	Rated ripple

Rated ripple current (mA<sub>rms</sub>) at 85°C 120Hz

## ● Frequency coefficient of rated ripple current

Cap. (μF)	Frequency	50 Hz	120 Hz	300 Hz	1 kHz	10 kHz or more
0.47 to 47		0.75	1.00	1.35	1.57	2.00
100 to 470		0.80	1.00	1.23	1.34	1.50
1000 to 6800		0.85	1.00	1.10	1.13	1.15

# Mouser Electronics

Authorized Distributor

Click to View Pricing, Inventory, Delivery & Lifecycle Information:

## Nichicon:

[UVP0J102MPD](#) [UVP0J221MPD](#) [UVP0J222MHD](#) [UVP0J330MDD](#) [UVP0J331MPD](#) [UVP0J332MHD](#) [UVP0J470MDD](#)  
[UVP1A222MHD](#) [UVP1A330MDD](#) [UVP1A331MPD](#) [UVP1A332MHD](#) [UVP1C332MHD](#) [UVP1C470MED](#)  
[UVP1C471MPD](#) [UVP1E100MDD](#) [UVP1H101MPD](#) [UVP1H220MPD](#) [UVP1H221MHD](#) [UVP1J221MHD](#)  
[UVP1J330MPD](#) [UVP1J331MHD](#) [UVP1J3R3MDD](#) [UVP0J101MED](#) [UVP1A102MHD](#) [UVP1A220MDD](#) [UVP1A221MPD](#)  
[UVP1C221MPD](#) [UVP1C222MHD](#) [UVP1C330MDD](#) [UVP1C331MPD](#) [UVP1E470MED](#) [UVP1E471MHD](#)  
[UVP1H010MDD](#) [UVP1H100MED](#) [UVP0J471MPD](#) [UVP0J472MHD](#) [UVP0J682MHD](#) [UVP1A101MED](#)  
[UVP1C101MPD](#) [UVP1C102MHD](#) [UVP1C220MDD](#) [UVP1E222MHD](#) [UVP1E330MED](#) [UVP1E331MHD](#)  
[UVP1H470MPD](#) [UVP1H471MHD](#) [UVP1H4R7MDD](#) [UVP1HR47MDD](#) [UVP1A470MDD](#) [UVP1A471MPD](#)  
[UVP1A472MHD](#) [UVP1C100MDD](#) [UVP1E101MPD](#) [UVP1E102MHD](#) [UVP1E220MED](#) [UVP1E221MPD](#)  
[UVP1H2R2MDD](#) [UVP1H330MPD](#) [UVP1H331MHD](#) [UVP1H3R3MDD](#) [UVP1J470MPD](#) [UVP1J471MHD](#)  
[UVP1J4R7MED](#) [UVP1V100MDD](#) [UVP1V471MHD](#) [UVP1V4R7MDD](#) [UVP2A010MDD](#) [UVP1J100MED](#)  
[UVP1J101MHD](#) [UVP1J220MPD](#) [UVP1V221MHD](#) [UVP1V330MPD](#) [UVP1V331MHD](#) [UVP1V470MPD](#)  
[UVP2A4R7MED](#) [UVP2AR47MDD](#) [UVP1V101MPD](#) [UVP1V102MHD](#) [UVP1V220MED](#) [UVP2A330MHD](#)  
[UVP2A3R3MED](#) [UVP2A470MHD](#) [UVP2A100MPD](#) [UVP2A101MHD](#) [UVP2A220MPD](#) [UVP2A221MHD](#)  
[UVP2A2R2MED](#) [UVP1C331MPD1TD](#) [UVP1E100MDD1TA](#) [UVP1H010MDD1TA](#) [UVP1H330MPD1TD](#)  
[UVP1H470MPD1TD](#) [UVP2A100MPD1TD](#) [UVP1E221MPD1TD](#) [UVP1E4R7MDD](#) [UVP1C471MPD1AA](#)  
[UVP1H220MPD1TA](#) [UVP2A4R7MED1TD](#) [UVP1J220MPD1TD](#) [UVP1J220MPD1TA](#)