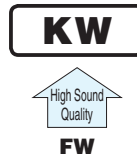


ALUMINUM ELECTROLYTIC CAPACITORS

KW series Standard, For Audio Equipment



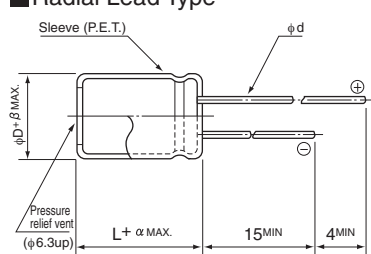
- Realization of a harmonious balance of sound quality, made possible by the development of new electrolyte.
- Most suited for AV equipment like DVD, MD.
- Compliant to the RoHS directive (2011/65/EU).



Specifications

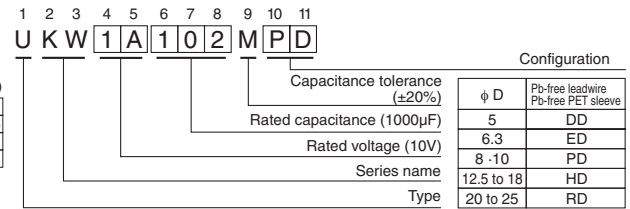
| Item | Performance Characteristics | | | | | | | | | |
|---|--|---|------|------|------|------|------|------|------|---------------------------------------|
| Category Temperature Range | -40 to +85°C | | | | | | | | | |
| Rated Voltage Range | 6.3 to 100V | | | | | | | | | |
| Rated Capacitance Range | 0.1 to 33000μF | | | | | | | | | |
| Capacitance Tolerance | ±20% at 120Hz, 20°C | | | | | | | | | |
| Leakage Current | After 1 minute's application of rated voltage at 20°C, leakage current is not more than 0.03 CV or 4 (μA), whichever is greater. After 2 minutes' application of rated voltage at 20°C, leakage current is not more than 0.01 CV or 3 (μA), whichever is greater. | | | | | | | | | |
| Tangent of loss angle (tan δ) | Rated voltage (V) | 6.3 | 10 | 16 | 25 | 35 | 50 | 63 | 100 | Measurement frequency : 120Hz at 20°C |
| | tan δ (MAX.) | 0.28 | 0.24 | 0.20 | 0.16 | 0.14 | 0.12 | 0.10 | 0.08 | |
| For capacitance of more than 1000μF, add 0.02 for every increase of 1000μF. | | | | | | | | | | |
| Stability at Low Temperature | Measurement frequency : 120Hz | | | | | | | | | |
| | Rated voltage (V) | 6.3 | 10 | 16 | 25 | 35 | 50 | 63 | 100 | |
| Impedance ratio | Z-25°C / Z+20°C | 5 | 4 | 3 | 2 | 2 | 2 | 2 | 2 | |
| ZT / Z20 (MAX.) | Z-40°C / Z+20°C | 12 | 10 | 8 | 5 | 4 | 3 | 3 | 3 | |
| Endurance | The specifications listed at right shall be met when the capacitors are restored to 20°C after the rated voltage is applied for 2000 hours at 85°C. | | | | | | | | | |
| | Capacitance change | Within ±20% of the initial capacitance value | | | | | | | | |
| | tan δ | 200% or less than the initial specified value | | | | | | | | |
| Shelf Life | After storing the capacitors under no load at 85°C for 1000 hours and then performing voltage treatment based on JIS C 5101-4 clause 4.1 at 20°C, they shall meet the specified values for the endurance characteristics listed above. | | | | | | | | | |
| | Leakage current | Less than or equal to the initial specified value | | | | | | | | |
| Marking | Printed with gold color letter on black sleeve. | | | | | | | | | |

Radial Lead Type



| | 5 | 6.3 | 8 | 10 | 12.5 | 16 | 18 | 20 | 22 | 25 |
|----|--------------------------------|-----|-----|-----|------|-----|-----|-----|-----|------|
| φD | 5 | 6.3 | 8 | 10 | 12.5 | 16 | 18 | 20 | 22 | 25 |
| P | 2.0 | 2.5 | 3.5 | 5.0 | 5.0 | 7.5 | 7.5 | 10 | 10 | 12.5 |
| φd | 0.5 | 0.5 | 0.6 | 0.6 | 0.6 | 0.6 | 0.8 | 0.8 | 1.0 | 1.0 |
| β | 0.5 | 0.5 | 0.5 | 0.5 | 0.5 | 0.5 | 0.5 | 0.5 | 1.0 | 1.0 |
| α | (φD < 20) 1.5 (φD ≥ 20) 2.0 | | | | | | | | | |

Type numbering system (Example : 10V 1000μF)



• Please refer to page 20 about the end seal configuration.

Dimensions

| V | 6.3 | 10 | 16 | 25 | 35 | 50 | 63 | 100 |
|-----------|-----|-----------|------|-----------|------|-----------|------|-----------|
| Cap. (μF) | 0J | 1A | 1C | 1E | 1V | 1H | 1J | 2A |
| Code | 0R1 | R22 | R33 | R47 | O10 | 2R2 | 3R3 | 4R7 |
| 0.1 | | | | | | 5 × 11 | 1.1 | 5 × 11 |
| 0.22 | | | | | | 5 × 11 | 2.4 | 5 × 11 |
| 0.33 | | | | | | 5 × 11 | 3.5 | 5 × 11 |
| 0.47 | | | | | | 5 × 11 | 5.0 | 5 × 11 |
| 1 | | | | | | 5 × 11 | 10 | 5 × 11 |
| 2.2 | | | | | | 5 × 11 | 23 | 5 × 11 |
| 3.3 | | | | | | 5 × 11 | 35 | 5 × 11 |
| 4.7 | | | | | | 5 × 11 | 40 | 5 × 11 |
| 10 | | | | | | 5 × 11 | 65 | 5 × 11 |
| 22 | | | | | | 5 × 11 | 95 | 5 × 11 |
| 33 | | | | | | 5 × 11 | 120 | 6.3 × 11 |
| 47 | | | | | | 5 × 11 | 140 | 8 × 11.5 |
| 100 | | 5 × 11 | 145 | 5 × 11 | 155 | 6.3 × 11 | 185 | 6.3 × 11 |
| 220 | | 6.3 × 11 | 230 | 6.3 × 11 | 250 | 8 × 11.5 | 320 | 10 × 12.5 |
| 330 | 331 | 6.3 × 11 | 270 | 8 × 11.5 | 360 | 10 × 12.5 | 420 | 10 × 12.5 |
| 470 | 471 | 6.3 × 11 | 310 | 8 × 11.5 | 420 | 10 × 12.5 | 530 | 10 × 16 |
| 1000 | 102 | 8 × 11.5 | 530 | 10 × 12.5 | 630 | 10 × 16 | 770 | 10 × 20 |
| 2200 | 222 | 10 × 20 | 980 | 10 × 20 | 1050 | 12.5 × 20 | 1250 | 12.5 × 20 |
| 3300 | 332 | 10 × 20 | 1170 | 12.5 × 20 | 1420 | 12.5 × 25 | 1700 | 16 × 25 |
| 4700 | 472 | 12.5 × 20 | 1350 | 12.5 × 25 | 1800 | 16 × 25 | 2100 | 16 × 31.5 |
| 6800 | 682 | 12.5 × 25 | 1600 | 16 × 25 | 2150 | 16 × 35.5 | 2500 | 18 × 35.5 |
| 10000 | 103 | 16 × 25 | 2000 | 16 × 35.5 | 2500 | 18 × 35.5 | 2640 | 20 × 40 |
| 15000 | 153 | 16 × 35.5 | 2550 | 18 × 35.5 | 2720 | 20 × 40 | 3400 | 22 × 50 |
| 22000 | 223 | 18 × 40 | 3200 | 20 × 40 | 3700 | 22 × 50 | 4200 | 25 × 50 |
| 33000 | 333 | 22 × 50 | 3900 | 22 × 50 | 4500 | 25 × 50 | 4800 | |

Frequency coefficient of rated ripple current

| Cap. (μF) | Frequency | 50Hz | 120Hz | 300Hz | 1kHz | 10kHz or more |
|---------------|-----------|------|-------|-------|------|---------------|
| 0.1 to 47 | | 0.75 | 1.00 | 1.35 | 1.57 | 2.00 |
| 100 to 470 | | 0.80 | 1.00 | 1.23 | 1.34 | 1.50 |
| 1000 to 33000 | | 0.85 | 1.00 | 1.10 | 1.13 | 1.15 |

Rated ripple current (mA rms) at 85°C 120Hz

Please refer to page 20, 21, 22 about the formed or taped product spec.
Please refer to page 4 for the minimum order quantity.

Mouser Electronics

Authorized Distributor

Click to View Pricing, Inventory, Delivery & Lifecycle Information:

Nichicon:

[UKW0J102MPD](#) [UKW0J103MHD](#) [UKW0J153MHD](#) [UKW0J222MPD](#) [UKW0J223MHD](#) [UKW0J331MED](#)
[UKW0J332MPD](#) [UKW0J333MRD](#) [UKW0J471MED](#) [UKW0J472MHD](#) [UKW0J682MHD](#) [UKW1A101MDD](#)
[UKW1A102MPD](#) [UKW1A103MHD](#) [UKW1A153MHD](#) [UKW1A221MED](#) [UKW1A222MPD](#) [UKW1A223MRD](#)
[UKW1A331MED](#) [UKW1A332MHD](#) [UKW1A333MRD](#) [UKW1A471MED](#) [UKW1A472MHD](#) [UKW1A682MHD](#)
[UKW1C101MDD](#) [UKW1C102MPD](#) [UKW1C103MHD](#) [UKW1C153MRD](#) [UKW1C221MED](#) [UKW1C222MHD](#)
[UKW1C223MRD](#) [UKW1C331MPD](#) [UKW1C332MHD](#) [UKW1C333MRD](#) [UKW1C471MPD](#) [UKW1C472MHD](#)
[UKW1C682MHD](#) [UKW1E101MED](#) [UKW1E102MPD](#) [UKW1E103MRD](#) [UKW1E153MRD](#) [UKW1E221MPD](#)
[UKW1E222MHD](#) [UKW1E223MRD](#) [UKW1E331MPD](#) [UKW1E332MHD](#) [UKW1E470MDD](#) [UKW1E471MPD](#)
[UKW1E472MHD](#) [UKW1E682MHD](#) [UKW1H010MDD](#) [UKW1H0R1MDD](#) [UKW1H100MDD](#) [UKW1H101MPD](#)
[UKW1H102MHD](#) [UKW1H103MRD](#) [UKW1H220MDD](#) [UKW1H221MPD](#) [UKW1H222MHD](#) [UKW1H2R2MDD](#)
[UKW1H330MDD](#) [UKW1H331MPD](#) [UKW1H332MHD](#) [UKW1H3R3MDD](#) [UKW1H470MED](#) [UKW1H471MHD](#)
[UKW1H472MRD](#) [UKW1H4R7MDD](#) [UKW1H682MRD](#) [UKW1HR22MDD](#) [UKW1HR33MDD](#) [UKW1HR47MDD](#)
[UKW1J100MDD](#) [UKW1J101MPD](#) [UKW1J102MHD](#) [UKW1J220MDD](#) [UKW1J221MPD](#) [UKW1J222MHD](#)
[UKW1J330MED](#) [UKW1J331MPD](#) [UKW1J332MRD](#) [UKW1J470MED](#) [UKW1J471MHD](#) [UKW1J472MRD](#)
[UKW1J682MRD](#) [UKW1V101MED](#) [UKW1V102MHD](#) [UKW1V103MRD](#) [UKW1V153MRD](#) [UKW1V221MPD](#)
[UKW1V222MHD](#) [UKW1V331MPD](#) [UKW1V332MHD](#) [UKW1V470MDD](#) [UKW1V471MPD](#) [UKW1V472MHD](#)
[UKW1V682MRD](#) [UKW2A010MDD](#) [UKW2A0R1MDD](#) [UKW2A100MED](#)