



EVERLIGHT ELECTRONICS CO.,LTD.

DATA SHEET

PART NO. : ELD-511SDRWB/S530-A3

DATE : 2008/4/10

DEPARTMENT : CHR1

REVISION : 1

RECEIVED			
MASS PRODUCTION			
PRELIMINARY			
CUSTOMER DESIGN			
DEVICE NUMBER :		CDDD-511-042	
PAGE :		6	
CUSTOMER	DESIGNER	CHECKER	APPROVER

CONFIDENTIAL

REV.	DESCRIPTION	RELEASE DATE

OFFICE: 7C BUILDING, LIAN HUA PORT INDUSTRIAL DISTRICT, LIAN HUA SHAN

BONDED PRICESSING ZONE PAN YU, GUANG ZHU, CHINA

TEL. : (020)84860913,84860914

FAX : (020)84860600

<http://www.everlight.com>

BG0804037

50024901




Technical Data Sheet
0.56" Dual Digit Displays

ELD-511SDRWB/S530-A3

Features :

- Industrial standard size.
- Low power consumption.
- Categorized for luminous intensity.
- Pb free
- The product itself will remain within RoHS compliant version



Descriptions :

The ELD-511 series is a large 14.22 mm (0.56") high seven segment display designed for viewing distances up to 7 meters.

These displays provide excellent reliability in bright ambient light.

These devices are made with white segments and black surface.

Applications :

- Audio equipment
- Instrument panels
- Digital read out display

CONFIDENTIAL

PART NO.	Chip	
	Material	Emitted Color
ELD-511SDRWB/S530-A3	AlGaInP	Deep-Red

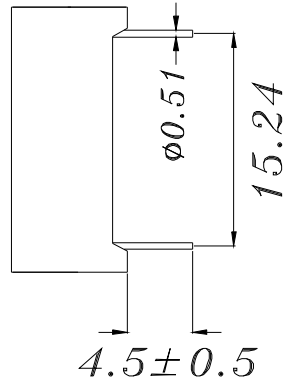
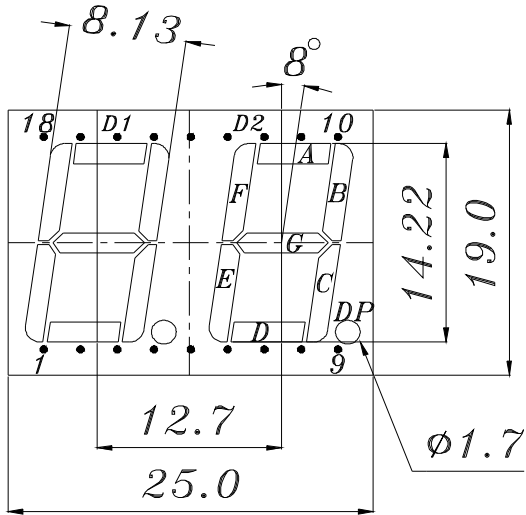
BG0804037

50024901

Technical Data Sheet
0.56" Dual Digit Displays

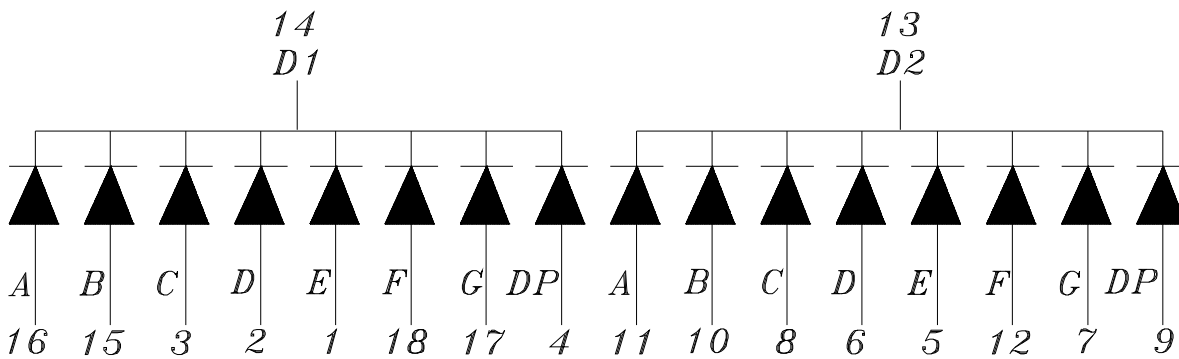
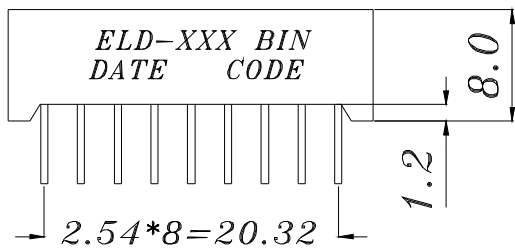
ELD-511SDRWB/S530-A3

Package Dimensions



COMMON CATHODE

- 1 ANODE E D1
- 2 ANODE D D1
- 3 ANODE C D1
- 4 ANODE DP D1
- 5 ANODE E D2
- 6 ANODE D D2
- 7 ANODE G D2
- 8 ANODE C D2
- 9 ANODE DP D2
- 10 ANODE B D2
- 11 ANODE A D2
- 12 ANODE F D2
- 13 COMMON CATHODE D2
- 14 COMMON CATHODE D1
- 15 ANODE B D1
- 16 ANODE A D1
- 17 ANODE G D1
- 18 ANODE F D1



Notes: 1.All dimensions are in millimeters , tolerance is 0.25mm unless otherwise noted.
2.Above specification may be changed without notice.
Supplier will reserve authority on material change for above specification.



Technical Data Sheet
0.56" Dual Digit Displays

ELD-511SDRWB/S530-A3

Absolute maximum ratings at Ta = 25 :

Parameter	Symbol	Rating	Unit
Reverse Voltage	VR	5	V
Forward Current	IF	25	mA
Operating Temperature	Topr	-40 to +85	
Storage Temperature	Tstg	-40 to +100	
Soldering Temperature *	Tsol	260 ± 5	
Electrostatic Discharge	ESD	2000	V
Power Dissipation	Pd	60	mW

Note: *Soldering time 5 seconds.

Electronic optical characteristics :

Parameter		Symbol	Min.	Typ.	Max.	Unit	Condition
Luminous Intensity	Per segment	Iv	----	2.0	----	mcd	IF=2mA
			5.6	12.5	----	mcd	IF=10mA
	Per decimal point		----	0.6	----	mcd	IF=2mA
			1.5	2.5	----	mcd	IF=10mA
Peak Wavelength		p	----	650	----	nm	IF=20mA
Dominant Wavelength		d	----	639	----	nm	IF=20mA
Spectrum Radiation Bandwidth			----	20	----	nm	IF=20mA
Forward Voltage		VF	-----	2.0	2.4	V	IF=20mA
Reverse Current		IR	----	----	100	μ A	VR=5V

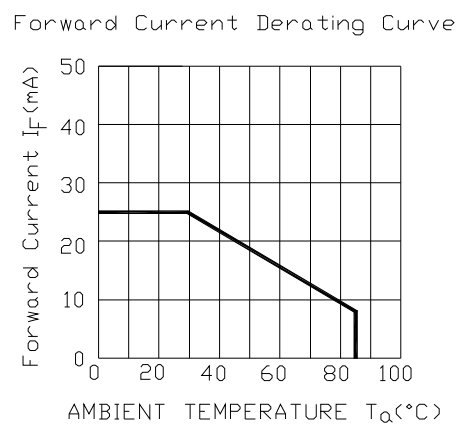
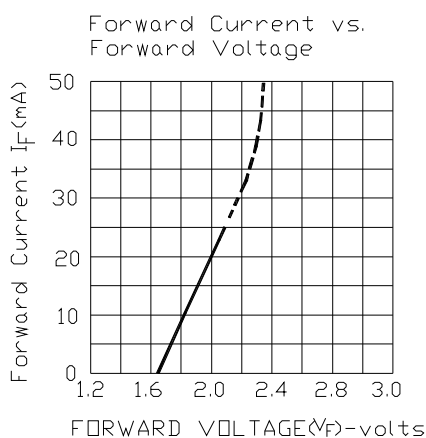
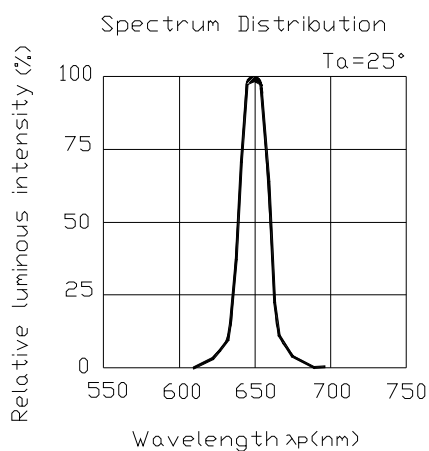


Technical Data Sheet
0.56" Dual Digit Displays

ELD-511SDRWB/S530-A3

Typical Electro-Optical Characteristic Curves:

(SDR)



CONFIDENTIAL



Technical Data Sheet
0.56" Dual Digit Displays

ELD-511SDRWB/S530-A3

Reliability test items and conditions:

The reliability of products shall be satisfied with items listed below.

Confidence level : 97%

LTPD : 3%

NO	Item	Test Conditions	Test Hours/Cycle	Sample Size	Failure Judgment Criteria	Ac/Re
1	Solder Heat	TEMP : 260 ± 5	5 SEC	76 PCS	Iv Ivt*0.5 or Vf U or Vf L	0/1
2	Temperature Cycle	H : +85 30min 5 min L : -55 30min	50 CYCLE	76 PCS		0/1
3	Thermal Shock	H : +100 5min 10 sec L : -10 5min	50 CYCLE	76 PCS		0/1
4	High Temperature Storage	TEMP : 100	1000 HRS	76 PCS		0/1
5	Low Temperature Storage	TEMP : -55	1000 HRS	76 PCS		0/1
6	DC Operating Life	IF = 10 mA	1000 HRS	76 PCS		0/1
7	High Temperature / High Humidity	85 /85% RH	1000 HRS	76 PCS		0/1

Note : Ivt : The test Iv value of the chip before the reliability test

Iv : The test value of the chip that has completed the reliability test

U : Upper Specification Limit

L : Lower Specification Limit



Technical Data Sheet
0.56" Dual Digit Displays

ELD-511SDRWB/S530-A3

Packing Quantity Specification

- 1. 20PCS/tube, 54 tubes/box
- 2. 4Boxes/Carton

Label Form Specification



CPN:
P / N:



D511SDRWB/S530-A3

QTY:



LOT NO:



CAT:

HUE:

REF:

CPN: Customer's Production Number

P/N : Production Number

QTY: Packing Quantity

CAT: Ranks

HUE: Dominant Wavelength

REF: Reference

LOT No: Lot Number

MADE IN CHINA: Production Place

Notes :

- 1. Above specification may be changed without notice. EVERLIGHT will reserve authority on material change for above specification.
- 2. When using this product, please observe the absolute maximum ratings and the instructions for using outlined in these specification sheets. EVERLIGHT assumes no responsibility for any damage resulting from use of the product which does not comply with the absolute maximum ratings and the instructions included in these specification sheets.
- 3. These specification sheets include materials protected under copyright of EVERLIGHT corporation. Please don ' t reproduce or cause anyone to reproduce them without EVERLIGHT ' s consent.

EVERLIGHT ELECTRONICS CO., LTD.

Office: 7c Building ,Lian Hua Port Industrial District, Lian Hua Shan
Bonded Pricessing, Zone Pan Yu, Guang Zhou, China

Tel: (020) 84860913 , 84860914

Fax: (020) 84860600

http://www.everlight.com