



92.03

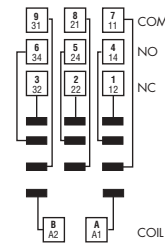
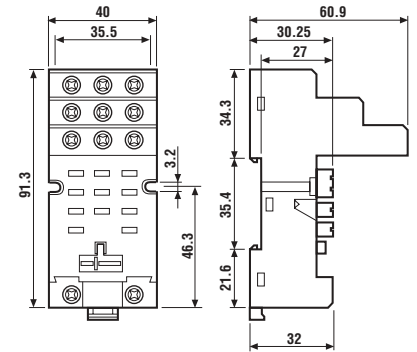
Approvals
(according to type):



- Rated values: 16 A - 250 V
- Insulation: ≥ 6 kV (1.2/50 μ s) *between coil and contacts*
- Protection category: IP 20
- Ambient temperature: (-40...+70)°C
- Screw torque: 0.8 Nm
- Wire strip length: 10 mm
- Max wire size:

	solid wire	stranded wire
mm ²	1x10 / 2x4	1x6 / 2x4
AWG	1x8 / 2x12	1x10 / 2x12

Relay type	62.32, 62.33	
Colour	BLUE	BLACK
Clamp terminal socket: panel or 35 mm rail (EN 50022) mount retaining clip 092.71 supplied with socket packaging code SMA	92.03	92.03.0
Metal retaining clip	092.71	
Identification tag	090.00.2	
Modules (see table below)	99.02	
Timer modules (see table below)	86.00, 86.10, 86.20	



FOR 92.03 SOCKET:



86.00



86.10

86 Series Module Timers (see technical data pages 150/151/154)		
Multi-voltage: (12...240)V AC/DC;		
Multi-functions: AI, DI, SW, BE, CE, DE, EE, FE; (0.05s...100h)		86.00.0.240.0000
Mono-function: (12...24)V AC/DC; function AI; (1.5s...60min)		86.10.0.024.0000
Mono-function: (12...24)V AC/DC; function DI; (1.5s...60min)		86.20.0.024.0000

Approvals
(according to type):



99.02

Approvals
(according to type):



99.02 coil indication and EMC suppression modules (see technical data page 209)		BLUE*
Diode** (+A1, standard polarity)	(6...220)V DC	99.02.3.000.00
Diode (+A2, non standard polarity)	(6...220)V DC	99.02.2.000.00
LED	(6...24)V DC/AC	99.02.0.024.59
LED	(28...60)V DC/AC	99.02.0.060.59
LED	(110...240)V DC/AC	99.02.0.230.59
LED + Diode** (+A1, standard polarity)	(6...24)V DC	99.02.9.024.99
LED + Diode** (+A1, standard polarity)	(28...60)V DC	99.02.9.060.99
LED + Diode** (+A1, standard polarity)	(110...220)V DC	99.02.9.220.99
LED + Diode (+A2, non standard polarity)	(6...24)V DC	99.02.9.024.79
LED + Diode (+A2, non standard polarity)	(28...60)V DC	99.02.9.060.79
LED + Diode (+A2, non standard polarity)	(110...220)V DC	99.02.9.220.79
LED + Varistor	(6...24)V DC/AC	99.02.0.024.98
LED + Varistor	(28...60)V DC/AC	99.02.0.060.98
LED + Varistor	(110...240)V DC/AC	99.02.0.230.98
RC circuit	(6...24)V DC/AC	99.02.0.024.09
RC circuit	(28...60)V DC/AC	99.02.0.060.09
RC circuit	(110...240)V DC/AC	99.02.0.230.09
Residual current by-pass (62 k Ω /1W)	(110...240)V AC	99.02.8.230.07

* Modules in Black housing are available on request.

**For DC supply, apply the positive to terminal A1.



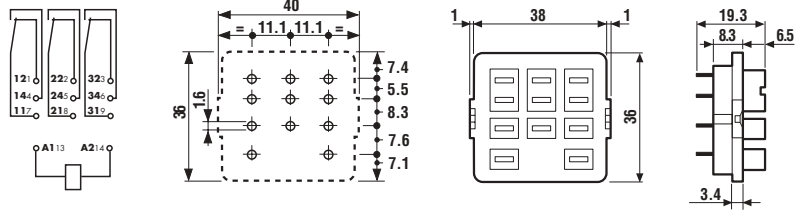
92.13

Relay type	62.32, 62.33	
Colour	BLUE	BLACK
P.C.B. socket	92.13	92.13.0
retaining clip 092.54 supplied with socket packaging code SMA		
Metal retaining clip	092.54	

Approvals
(according to type):



- Rated values: 16 A - 250 V
(10 A max for each contact circuit)
- Dielectric strength: ≥ 2.5 kV AC
- Ambient temperature: (-40...+70)°C



- 62.3X plug on 92.13 is 63.3 mm high

62



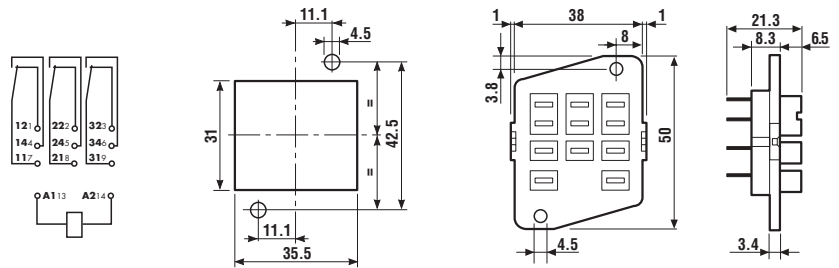
92.33

Relay type	62.32, 62.33	
Colour	BLUE	
Panel mount solder socket: mounted with M3 screw	92.33	
retaining clip 092.54 supplied with socket packaging code SMA		
Metal retaining clip	092.54	

Approvals
(according to type):



- Rated values: 16 A - 250 V
(10 A max for each contact circuit)
- Dielectric strength: ≥ 2.5 kV AC
- Ambient temperature: (-40...+70)°C



PACKAGING CODES

How to code and identify retaining clip and packaging options for sockets.

Code options according to the last three letters:

