

Shock-Safe Fuseholder, 5 x 20 / 6.3 x 32 mm, Slot Knob/Fingergrip, IEC: 500 VAC, UL/CSA: 600 VAC/DC



500 VAC · 4 W/10 A (VDE) · 600 VAC/DC · 20 A (UL/CSA)

**Description**

- Fuseholder for 500 VAC applications
- Cap is available slotted or fingergrip

Standards

- IEC 60127-6
- UL 4248-1
- CSA 22.2 no. 4248-1

Approvals

- VDE Certificate Number: 137910
- UL File Number: E39328
- CSA File Number: 38456

Applications

- Equipment with three-phase supply (400 VAC)
- Industrial electronic

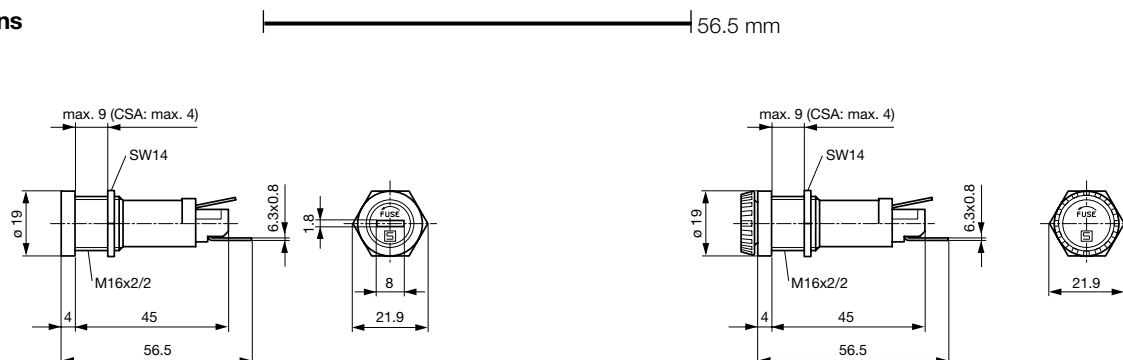
Weblinks

[pdf-datasheet](#), [html-datasheet](#), [General Product Information](#), [Approvals](#), [CE declaration of conformity](#), [RoHS](#), [CHINA-RoHS](#), [e-Shop](#), [SCHURTER-Stock-Check](#), [Distributor-Stock-Check](#), [Accessories](#), [Detailed request for product](#)

Technical Data

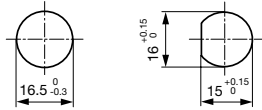
Shocksafe Category	PC2
Fuse-Link	5 x 20 or 6.3 x 32 mm
Mounting	Panel Mount, Front-Side
Mounting	Fixing Nut
Terminal	Solder or Quick-Connect 6.3 x 0.8 mm
Rated Voltage	500 VAC (VDE), 600 VAC/DC (UL/CSA)
Rated current	10 A (VDE), 20 A (UL/CSA)
Rated Power Acceptance IEC	4 W / 10 A @ Ta 23 °C Admissible power acceptance at higher ambient temperature see derating curves
Degree of Protection	IP 40
Protection Class	Suitable for appliances with protection class I or II acc. to IEC 61140
Admissible Ambient Air Temp.	-40 °C to 85 °C
Climatic Category	40/085/21 acc. to IEC 60068-1
Material: Socket	Thermoset, black, UL 94V-0
Material: Terminals	Tin-Plated Copper Alloy
Unit Weight (Socket/Cap)	9 g / 5.36 g
Storage Conditions	0 °C to 60 °C, max. 70% r.h.
Product Marking	Type, Dielectric strength, Power Acc./Current Rating, Approvals

Soldering Methods	Iron
Solderability	350 °C / 2 sec acc. to IEC 60068-2-20, Test Ta, method 2
Resistance to Soldering Heat	350 °C / 10 sec acc. to IEC 60068-2-20, Test Tb, method 2
Contact Resistance	< 5 mΩ at 20 mV
Dielectric Strength	> 3 kV > 4 kV between L/N-PE (50 Hz; 1 min)
Impulse Withstand Voltage	> 4 kV between L-N > 6 kV between L/N-PE
Insulation Resistance	> 10 MΩ between L-N > 100 MΩ between L/N-PE (500 VDC; 1 min)
Overvoltage Category	I - III acc. to IEC 60664-1
Pollution Degree	2 acc. to IEC 60664-1
Admissible Torque on Fixing Nut	max 1.2 Nm
Panel Thickness s	max 9 mm

Dimensions

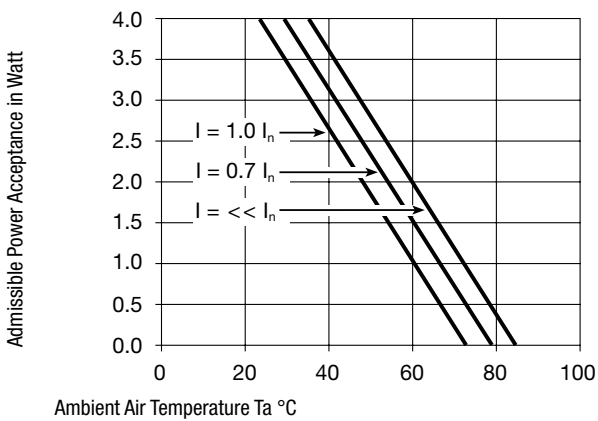
Variant with slot knob 0031.1631 + 0031.1611/1613

Variant Fingergrip 0031.1631 + 0031.1616



Mounting holes

Derating Curves



Variants

Holder	Cap	Fuse-Link	Terminal	Degree of Protection	Remark	Order Number
●	-	5 x 20 or 6.3 x 32mm	Solder	IP 40	-	0031.1631
●	-	5 x 20 or 6.3 x 32mm	Quick-Connect 6.3 x 0.8 mm	IP 40	-	0031.1623
●	Slot Knob	6.3 x 32mm	Quick-Connect 6.3 x 0.8 mm	IP 40	0031.1623 + 0031.1613	0031.1622
●	Fingerrip	6.3 x 32mm	Quick-Connect 6.3 x 0.8 mm	IP 40	0031.1623 + 0031.1616	0031.1624
●	Slot Knob	5 x 20mm	Quick-Connect 6.3 x 0.8 mm	IP 40	0031.1623 + 0031.1611	0031.1621
●	Slot Knob	5 x 20mm	Solder	IP 40	0031.1631 + 0031.1611	0031.1632
●	Slot Knob	6.3 x 32mm	Solder	IP 40	0031.1631 + 0031.1613	0031.1633
●	Fingerrip	6.3 x 32mm	Solder	IP 40	0031.1631 + 0031.1616	0031.1634

Packaging Unit Bulk (50 pcs.)

Required Accessory

Description



Caps to FEC
Caps to Holder FEC