

IG0011

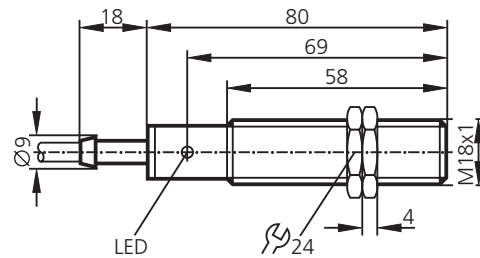
IGA2005-ABOA

Metallgewinde M18 x 1

Anschlußleitung

Schaltabstand 5mm [b]

bündig einbaubar



Elektrische Ausführung Ausgangsfunktion

Betriebsspannung	[V]
Strombelastbarkeit (Dauer)	[mA]
Strombelastbarkeit (Kurzzeit)	[mA]
Mindestlaststrom	[mA]
Kurzschlußschutz, getaktet	
Verpolungssicher / überlastfest	
Spannungsabfall (max. Last)	[V]
Reststrom	[mA]
Stromaufnahme	[mA]
Schaltfrequenz	[Hz]

Realschaltabstand Sr	[mm]
Arbeitsabstand	[mm]
Schaltpunktdrift	[% von Sr]
Hysterese	[% von Sr]
Korrekturfaktoren	

Schaltzustandsanzeige	
Umgebungstemperatur	[°C]

Schutzart, Schutzklasse

EMV

Gehäusewerkstoff

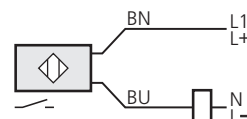
Anschluß

Anschlußschema

Adernfarben:
braun: BN
blau: BU
schwarz: BK
weiß: WH

2-Leiter AC/DC Schließer

20 ... 250 AC/DC
350 AC (... +50°C); 250 AC (... +80°C); 100 DC î: 2,2 A (20ms / 0,5Hz)
5
—
—
< 6,5 AC / 6,0 DC
< 2,5 (250V AC); < 1,3 (110V AC); < 0,8 (24V DC)
—
25 AC / 50 DC
5 ± 10%
0 ... 4,05
-10 ... +10
1 ... 15
Stahl (St37) = 1; V2A ca. 0,7; Messing ca. 0,4; Al ca. 0,3; Cu ca. 0,2
LED gelb
-25 ... +80
IP 67
EN 60947-5-2; EN 55011 Klasse B
Messing vernickelt; CO-PC
PVC-Kabel, 2m/2 x 0,5mm ²



IG0011

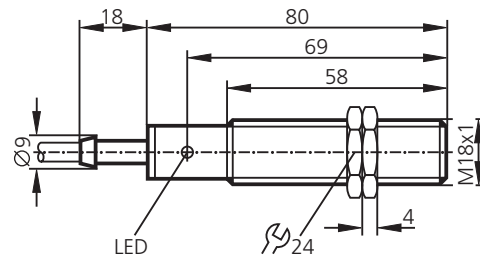
IGA2005-ABOA

Metal thread M18 x 1

Cable

Sensing range 5mm [f]

flush mountable



Electrical design Output

Operating voltage	[V]
Current rating (continuous)	[mA]
Current rating (peak)	[mA]
Minimum load current	[mA]
Short-circuit protection	
Reverse polarity / overload protection	
Voltage drop	[V]
Leakage current	[mA]
Current consumption	[mA]
Switching frequency	[Hz]

Real sensing range S_r	[mm]
Operating distance	[mm]
Switch-point drift	[% of S_r]
Hysteresis	[% of S_r]
Correction factors	

Output status indication	
Operating temperature	[°C]

Protection	
EMC	

Housing material	
------------------	--

Connection	
------------	--

Wiring	
--------	--

Core colours:
brown: BN
blue: BU
black: BK
white: WH


2-wire AC/DC normally open

Operating voltage	20 ... 250 AC/DC
Current rating (continuous)	350 AC (... +50°C); 250 AC (... +80°C); 100 DC î: 2.2 A (20ms / 0.5Hz)
Current rating (peak)	5
Short-circuit protection	—
Reverse polarity / overload protection	—
Voltage drop	< 6.5 AC / 6.0 DC
Leakage current	< 2.5 (250V AC); < 1.3 (110V AC); < 0.8 (24V DC)
Current consumption	—
Switching frequency	25 AC / 50 DC

Real sensing range S_r	$5 \pm 10\%$
Operating distance	0 ... 4.05
Switch-point drift	-10 ... +10
Hysteresis	1 ... 15

mild steel = 1; stainless steel approx. 0.7; brass approx. 0.4; Al approx. 0.3; Cu approx. 0.2

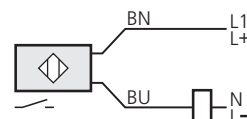
Output status indication	LED yellow
Operating temperature	-25 ... +80

Protection	IP 67 
------------	---

EMC	EN 60947-5-2; EN 55011 class B
-----	-----------------------------------

Housing material	nickel-plated brass; CO-PC
------------------	----------------------------

Connection	PVC cable, 2m/2 x 0.5mm ²
------------	--------------------------------------



IG0011

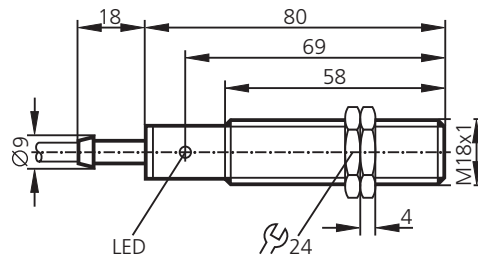
IGA2005-ABOA

Filetage métallique M18 x 1

Raccordement par câble

Portée 5mm [b]

encastrable



**Technologie
Sortie**

Tension d'alimentation	[V]
Courant de sortie (au maintien)	[mA]
Courant de sortie (à l'appel)	[mA]
Courant de sortie minimum	[mA]
Protégé: courts-circuits	
Protégé: inv. de pol. et surcharges	
Chute tension / charge maxi	[V]
Courant résiduel	[mA]
Consommation	[mA]
Fréquence de commutation	[Hz]

Portée réelle Sr	[mm]
Portée de travail	[mm]
Dérive du point de comm.	[% de Sr]
Hystérésis	[% de Sr]
Facteurs de correction	

Indication de commutation	
Température ambiante	[°C]
Protection	
CEM	
Boîtier	
Raccordement	
Schéma de branchement	

Couleurs des fils conducteurs:
 noir: BK
 brun: BN
 bleu: BU
 blanc: WH

**2 fils AC/DC
normalement ouvert**

20 ... 250 AC/DC
350 AC (... +50°C); 250 AC (... +80°C); 100 DC î: 2,2 A (20ms / 0,5Hz)
5
—
—
< 6,5 AC / 6,0 DC
< 2,5 (250V AC); <1,3 (110V AC); < 0,8 (24V DC)
—
25 AC / 50 DC
5 ± 10%
0 ... 4,05
-10 ... +10
1 ... 15
acier = 1; V2A (303) env. 0,7; laiton env. 0,4; Al env. 0,3; Cu env. 0,2
LED jaune
-25 ... +80
IP 67
EN 60947-5-2; EN 55011 classe B
laiton nickelé; CO-PC
câble PVC, 2m/2 x 0,5mm ²

