







## Product Sheet

**Part Number:** CSSF 24 N



<b>Family</b>	inserts
<b>Version</b>	connection with dual spring terminal
<b>Series</b>	CSS
<b>Product type</b>	with female contacts
<b>Model</b>	female insert
<b>Reference standard</b>	EN 61984 (2001-11)
<b>Contact type</b>	silver plated
<b>No. of poles</b>	48 poles +  (24 poles +  , No. 25 - 48)
<b>Voltage (V)</b>	500V
<b>Current (A)</b>	16A (A.C./D.C.)
<b>Wire section</b>	0,14mm <sup>2</sup> - 2,5mm <sup>2</sup>
<b>Awg size</b>	26 - 14
<b>Quality mark</b>	 600V   
<b>IP degree of protection</b>	IP20 degree of protection without enclosure, IP65/IP66 with enclosure (EN 60529)

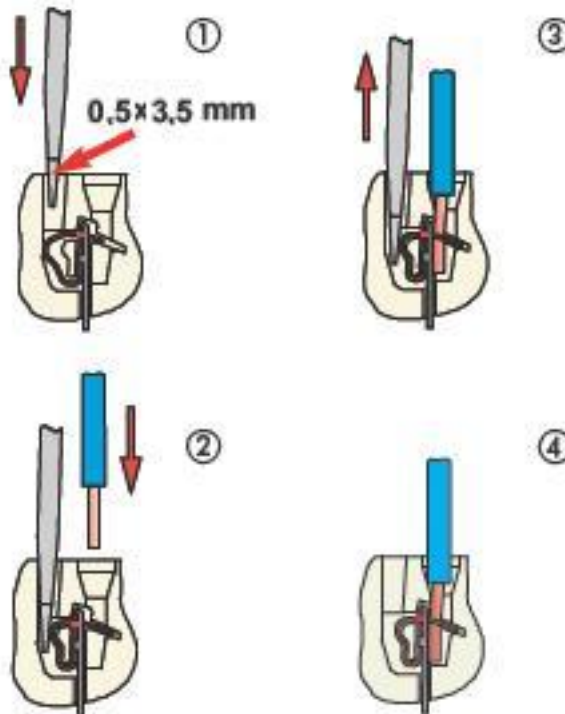
The information and the dimensions contained are not binding and may be changed without prior notice.  
The drawing's dimensions are in mm.

<b>Fixing centre distance</b>	size "104.62" Double-size enclosures 104.62 accept two complementary inserts, order the standard insert and corresponding N insert for making the total polarity
<b>Impulse withstand voltage</b>	6kV
<b>Pollution degree</b>	3

The information and the dimensions contained are not binding and may be changed without prior notice.  
The drawing's dimensions are in mm.

**Notes**

- inserts for section conductors:  
0.14 - 2.5 mm<sup>2</sup> - AWG 26 - 14
- conductors stripping length: 9...11 mm



CSSF/M 24 N inserts:

- can be mated with CNE, CSE, CCE, CTE, CTSE, CSH inserts
- characteristics according to EN 61984:  
16A 500V 6kV 3  
16A 400/690V 6kV 2
- rated voltage according to UL/CSA: 600V
- insulation resistance: > 10 GOhm
- ambient temperature limit: -40 °C ... +125 °C
- are made of self-extinguishing thermoplastic resin UL 94 V0
- mechanical life: > 500 cycles
- contact resistance: < 3 mOhm
- enclosures: size "104.62":  
C-TYPE IP65/IP66  
W-TYPE aggressive environments

The information and the dimensions contained are not binding and may be changed without prior notice.  
The drawing's dimensions are in mm.

The information and the dimensions contained are not binding and may be changed without prior notice.  
The drawing's dimensions are in mm.