



Features

- RoHS compliant*
- Values from 0.02 to 9.10 ohms
- Tolerance of 1 % or 5 %
- Five package sizes available
- Tape and reel packaging

CRL Series - Low Value Chip Resistors

Electrical Characteristics

Characteristic	Model CRL0603	Model CRL0805	Model CRL1206	Model CRL2010	Model CRL2512
Power Rating @ 70 °C	0.100 watt	0.125 watt	0.250 watt	0.50 watt	1.00 watt
Operating Temperature Range	-55 to +125 °C				
Derated to Zero Load at	+125 °C				
Maximum Working Voltage	(PR) ^{1/2}	(PR) ^{1/2}	(PR) ^{1/2}	(PR) ^{1/2}	(PR) ^{1/2}
Resistance Range 1 % R ≥ 0.10 Ω: E24 Series R < 0.10 Ω: See Value Table	0.10 to 9.10 Ω	0.05 to 9.10 Ω	0.02 to 9.10 Ω	0.02 to 9.10 Ω	0.02 to 9.10 Ω
Resistance Range 5 %* R ≥ 0.10 Ω: E24 Series R < 0.10 Ω: See Value Table	0.10 to 0.91 Ω	0.05 to 0.91 Ω	0.02 to 0.91 Ω	0.02 to 0.91 Ω	0.02 to 0.91 Ω
Temperature Coefficient 0.05 Ω ≤ R ≤ 9.1 Ω 0.02 Ω < R < 0.05 Ω R = 0.02 Ω	±200 PPM/°C ±400 PPM/°C ±600 PPM/°C				

* For 5 % tolerance and resistance value ≥ 1 ohm, please see Bourns® Model CR Series.

Value Table

Value (Ω)	CRL0603 1 %	CRL0603 5 %	CRL0805 1 %	CRL0805 5 %	CRL1206 1 %	CRL1206 5 %	CRL2010 1 %	CRL2010 5 %	CRL2512 1 %	CRL2512 5 %
0.020	Not Available	Not Available	Not Available	Not Available	A	A	P	P	P	P
0.022	Not Available	Not Available	Not Available	Not Available	A	A	A	A	A	A
0.024	Not Available	Not Available	Not Available	Not Available	A	A	A	A	A	A
0.027	Not Available	Not Available	Not Available	Not Available	A	A	A	A	A	A
0.030	Not Available	Not Available	Not Available	Not Available	A	A	P	P	P	P
0.033	Not Available	Not Available	Not Available	Not Available	A	A	A	A	A	A
0.036	Not Available	Not Available	Not Available	Not Available	A	A	A	A	A	A
0.039	Not Available	Not Available	Not Available	Not Available	A	A	A	A	A	A
0.040	Not Available	Not Available	Not Available	Not Available	A	A	P	P	P	P
0.043	Not Available	Not Available	Not Available	Not Available	A	A	A	A	A	A
0.047	Not Available	Not Available	Not Available	Not Available	A	A	A	A	A	A
0.050	Not Available	Not Available	A	A	P	P	P	P	P	P
0.051	Not Available	Not Available	A	A	A	A	A	A	A	A
0.056	Not Available	Not Available	A	A	A	A	A	A	A	A
0.060	Not Available	Not Available	A	A	A	A	A	A	A	A
0.062	Not Available	Not Available	A	A	A	A	A	A	A	A
0.068	Not Available	Not Available	A	A	A	A	A	A	A	A
0.070	Not Available	Not Available	A	A	A	A	A	A	A	A
0.075	Not Available	Not Available	A	A	A	A	A	A	A	A
0.080	Not Available	Not Available	A	A	A	A	A	A	A	A
0.082	Not Available	Not Available	A	A	A	A	A	A	A	A
0.090	Not Available	Not Available	A	A	A	A	A	A	A	A
0.091	Not Available	Not Available	A	A	A	A	A	A	A	A

P = Popular Value

A = Available Value (may have greater minimum order quantity)

*RoHS Directive 2002/95/EC Jan. 27, 2003 including annex and RoHS Recast 2011/65/EU June 8, 2011.

Specifications are subject to change without notice.

The device characteristics and parameters in this data sheet can and do vary in different applications and actual device performance may vary over time. Users should verify actual device performance in their specific applications.

CRL Series - Low Value Chip Resistors

BOURNS®

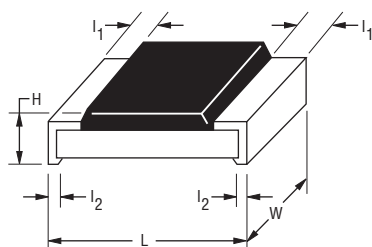
Environmental Characteristics

Description	Method	Limit
Short Time Overload	2.5 x (PR) ^{1/2} for 5 seconds. (IEC 115-1 4.13)	1 % Tolerance: $\Delta R \leq \pm(1 \% + 0.001 \Omega)$ 5 % Tolerance: $\Delta R \leq \pm(2 \% + 0.001 \Omega)$
Load Life	(PR) ^{1/2} for 1000 hours; 1.5 hours on; 0.5 hours off. (IEC 115-1 4.25.1)	1 % Tolerance: $\Delta R \leq \pm(1 \% + 0.001 \Omega)$ 5 % Tolerance: $\Delta R \leq \pm(2 \% + 0.001 \Omega)$
Resistance to Soldering Heat	260 °C for 10 seconds. (IEC 115-1 4.18)	1 % Tolerance: $\Delta R \leq \pm(0.5 \% + 0.001 \Omega)$ 5 % Tolerance: $\Delta R \leq \pm(1 \% + 0.001 \Omega)$
Thermal Shock	5 cycles from -55 °C to +125 °C, 30 minutes at temperature. (IEC 115-1 4.19)	1 % Tolerance: $\Delta R \leq \pm(0.5 \% + 0.001 \Omega)$ 5 % Tolerance: $\Delta R \leq \pm(1 \% + 0.001 \Omega)$

Chip Dimensions

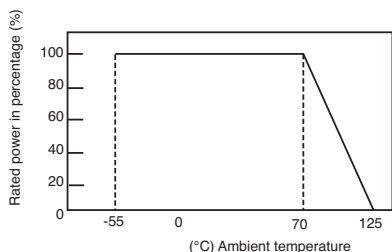
Dimension	Model CRL0603	Model CRL0805	Model CRL1206	Model CRL2010	Model CRL2512
L	$\frac{1.60 \pm 0.10}{(0.063 \pm 0.004)}$	$\frac{2.00 \pm 0.15}{(0.079 \pm 0.006)}$	$\frac{3.20 \pm 0.15}{(0.126 \pm 0.006)}$	$\frac{5.00 \pm 0.20}{(0.197 \pm 0.008)}$	$\frac{6.30 \pm 0.20}{(0.248 \pm 0.008)}$
W	$\frac{0.80 \pm 0.10}{(0.031 \pm 0.004)}$	$\frac{1.25 \pm 0.10}{(0.049 \pm 0.004)}$	$\frac{1.60 \pm 0.15}{(0.063 \pm 0.006)}$	$\frac{2.50 \pm 0.20}{(0.098 \pm 0.008)}$	$\frac{3.10 \pm 0.20}{(0.122 \pm 0.008)}$
H	$\frac{0.45 \pm 0.10}{(0.018 \pm 0.004)}$	$\frac{0.50 \pm 0.10}{(0.020 \pm 0.004)}$	$\frac{0.60 \pm 0.10}{(0.024 \pm 0.004)}$	$\frac{0.60 \pm 0.10}{(0.024 \pm 0.004)}$	$\frac{0.60 \pm 0.10}{(0.024 \pm 0.004)}$
l ₁	$\frac{0.30 \pm 0.20}{(0.012 \pm 0.008)}$	$\frac{0.40 \pm 0.20}{(0.016 \pm 0.008)}$	$\frac{0.50 \pm 0.25}{(0.020 \pm 0.010)}$	$\frac{0.60 \pm 0.25}{(0.024 \pm 0.010)}$	$\frac{0.60 \pm 0.25}{(0.024 \pm 0.010)}$
l ₂	$\frac{0.30 \pm 0.20}{(0.012 \pm 0.008)}$	$\frac{0.40 \pm 0.20}{(0.016 \pm 0.008)}$	$\frac{0.50 \pm 0.25}{(0.020 \pm 0.010)}$	$\frac{0.60 \pm 0.25}{(0.024 \pm 0.010)}$	$\frac{0.60 \pm 0.20}{(0.024 \pm 0.008)}$

Dimensional Drawing



DIMENSIONS: $\frac{\text{MM}}{\text{(INCHES)}}$

Derating Curve



How to Order

CRL 0603 - F W - R090 E LF

Model _____
(CRL = Chip Resistor Low Value)

Size _____
 • 0603
 • 0805
 • 1206
 • 2010
 • 2512

Resistance Tolerance _____
 F = ±1 %
 J = ±5 %

TCR (PPM/°C) _____
 W = ±200 (0.05 Ω ≤ R ≤ 9.1 Ω)
 V = ±400 (0.02 Ω < R < 0.05 Ω)
 U = ±600 (0.02 Ω)

Resistance Value (1 % or 5 %) _____
 • R stands for decimal point. Three significant digits: (R090 = 0.09 Ω; 9R10 = 9.10 Ω)

Packaging _____
 • CRL0603, CRL0805, CRL1206: E = Paper Tape, Plastic Reel, 5,000 pcs.
 • CRL2010, CRL2512: E = Embossed Plastic Tape, Plastic Reel, 4,000 pcs.

Termination _____
 LF = Tin-plated (RoHS compliant)

Specifications are subject to change without notice.
 The device characteristics and parameters in this data sheet can and do vary in different applications and actual device performance may vary over time.
 Users should verify actual device performance in their specific applications.

CRL Series - Low Value Chip Resistors

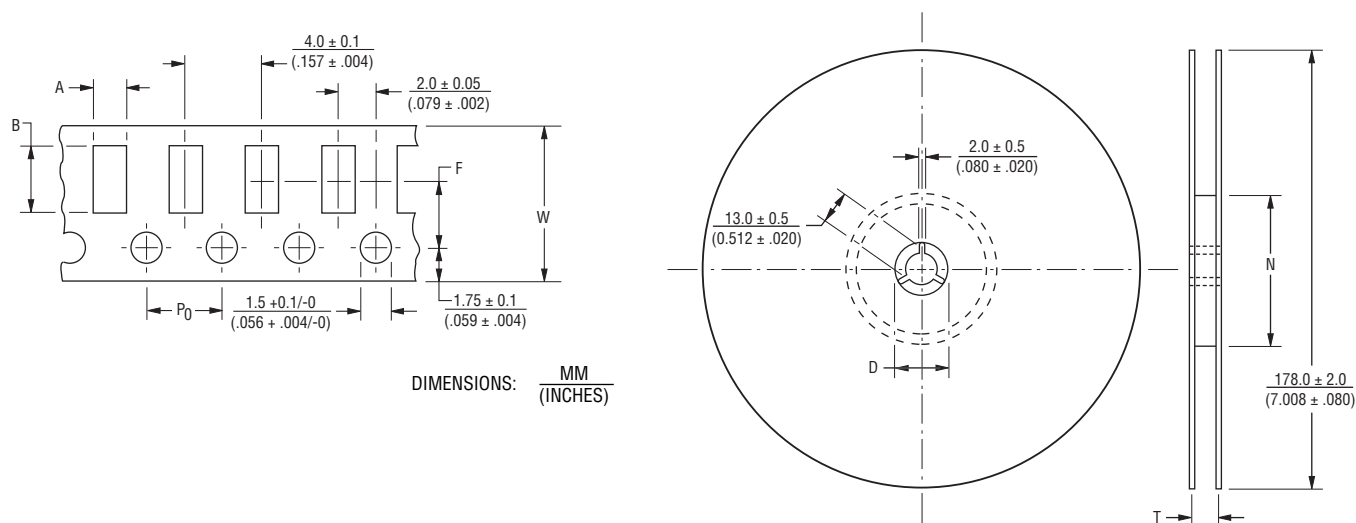
BOURNS®

Packaging Dimensions - Tape

Dimension	Model CRL0603	Model CRL0805	Model CRL1206	Model CRL2010	Model CRL2512
A	$\frac{1.10 \pm 0.10}{(0.043 \pm 0.004)}$	$\frac{1.65 + 0.20 / - 0.10}{(0.065 + 0.008 / -.004)}$	$\frac{1.95 + 0.10 / - 0.05}{(0.077 + 0.004 / -.002)}$	$\frac{2.80 \pm 0.20}{(0.110 \pm 0.008)}$	$\frac{3.50 \pm 0.20}{(0.138 \pm 0.008)}$
B	$\frac{1.90 \pm 0.10}{(0.075 \pm 0.004)}$	$\frac{2.40 + 0.20 / - 0.10}{(0.094 + 0.008 / -.004)}$	$\frac{3.50 \pm 0.10}{(0.138 \pm 0.004)}$	$\frac{5.50 \pm 0.20}{(0.217 \pm 0.008)}$	$\frac{6.70 \pm 0.20}{(0.264 \pm 0.008)}$
W	$\frac{8.00 \pm 0.20}{(0.315 \pm 0.008)}$	$\frac{8.00 \pm 0.20}{(0.315 \pm 0.008)}$	$\frac{8.00 \pm 0.20}{(0.315 \pm 0.008)}$	$\frac{12.0 \pm 0.30}{(0.472 \pm 0.012)}$	$\frac{12.00 \pm 0.30}{(0.472 \pm 0.012)}$
F	$\frac{3.50 \pm 0.05}{(0.138 \pm 0.002)}$	$\frac{3.50 \pm 0.05}{(0.138 \pm 0.002)}$	$\frac{3.50 \pm 0.05}{(0.138 \pm 0.002)}$	$\frac{5.50 \pm 0.05}{(0.217 \pm 0.002)}$	$\frac{5.50 \pm 0.05}{(0.217 \pm 0.002)}$
P ₀	$\frac{4.00 \pm 0.10}{(0.157 \pm 0.004)}$	$\frac{4.00 \pm 0.10}{(0.157 \pm 0.004)}$	$\frac{4.00 \pm 0.10}{(0.157 \pm 0.004)}$	$\frac{4.00 \pm 0.10}{(0.157 \pm 0.004)}$	$\frac{4.00 \pm 0.10}{(0.157 \pm 0.004)}$

Packaging Dimensions - Reel

Dimension	Model CRL0603	Model CRL0805	Model CRL1206	Model CRL2010	Model CRL2512
N	$\frac{80.00 \pm 1.00}{(3.150 \pm 0.040)}$	$\frac{80.00 \pm 1.00}{(3.150 \pm 0.040)}$	$\frac{80.00 \pm 1.00}{(3.150 \pm 0.040)}$	$\frac{80.00 \pm 0.20}{(3.150 \pm 0.008)}$	$\frac{80.00 \pm 0.20}{(3.150 \pm 0.008)}$
D	$\frac{20.50}{(0.807)}$	$\frac{20.50}{(0.807)}$	$\frac{20.50}{(0.807)}$	$\frac{20.00}{(0.787)}$ MIN.	$\frac{20.00}{(0.787)}$ MIN.
T	$\frac{10.00 \pm 1.50}{(0.394 \pm 0.059)}$	$\frac{10.00 \pm 1.50}{(0.394 \pm 0.059)}$	$\frac{10.00 \pm 1.50}{(0.394 \pm 0.059)}$	$\frac{16.70}{(0.657)}$ MAX.	$\frac{16.70}{(0.657)}$ MAX.



REV. 11/15

Specifications are subject to change without notice. The device characteristics and parameters in this data sheet can and do vary in different applications and actual device performance may vary over time. Users should verify actual device performance in their specific applications.