

## IF0007

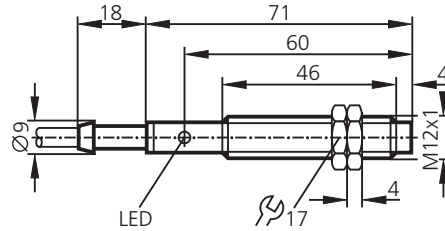
IFA2004-ABOW

Metallgewinde M12 x 1

Anschlußleitung

Schaltabstand 4mm [nb]  
nicht bündig einbaubar

CE



### Elektrische Ausführung Ausgangsfunktion

Betriebsspannung	[V]
Strombelastbarkeit (Dauer)	[mA]
Strombelastbarkeit (Kurzzeit)	[mA]
Mindestlaststrom	[mA]
Kurzschlußschutz, getaktet	
Verpolungssicher / überlastfest	
Spannungsabfall (max. Last)	[V]
Reststrom	[mA]
Stromaufnahme	[mA]
Schaltfrequenz	[Hz]

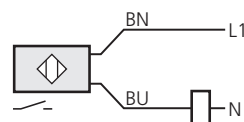
Realschaltabstand Sr	[mm]
Arbeitsabstand	[mm]
Schaltpunktdrift	[% von Sr]
Hysterese	[% von Sr]
Korrekturfaktoren	

Schaltzustandsanzeige	[LED]
Umgebungstemperatur	[°C]
Schutzart, Schutzklasse	
EMV	
Gehäusewerkstoff	
Anschluß	
Anschlußschema	

Adernfarben:  
braun: BN  
blau: BU

### 2-Leiter AC Schließer

20 ... 250 AC
250 AC (... +50°C); 200 AC (... +80°C) î: 0,9 A (20ms / 0,5 Hz)
8
—
—
< 8,5
< 2
—
25
4 ± 10%
0 ... 3,25
-10 ... +10
1 ... 15
Stahl (St37) = 1; V2A ca. 0,7; Ms ca. 0,4; Al ca. 0,3; Cu ca. 0,2
gelb
-25 ... +80
IP 67 
EN 60947-5-2 EN 55011 Klasse B
Messing vernickelt, CO-PC
PVC-Kabel, 2m / 2 x 0,5mm <sup>2</sup>



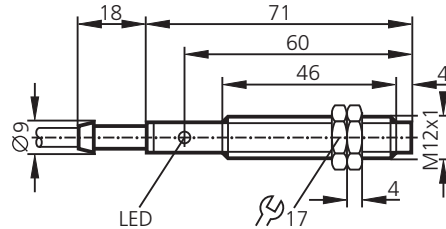
**IF0007**

IFA2004-ABOW

Metal thread M12 x 1

Cable

Sensing range 4mm [nf]  
non-flush mountable



**Electrical Design  
Output**

Operating voltage	[V]
Current rating (continuous)	[mA]
Current rating (peak)	[mA]
Minimum load current	[mA]
Short circuit protection	
Reverse polarity / overload protection	
Voltage drop	[V]
Leakage current	[mA]
Current consumption	[mA]
Switching frequency	[Hz]

Real sensing range Sr	[mm]
Operating distance	[mm]
Switch-point drift	[% of Sr]
Hysteresis	[% of Sr]
Correction factors	

Output status indication	[LED]
Operating temperature	[°C]

Protection

EMC

Housing material

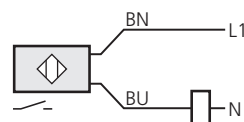
Connection

Wiring

Core colours:  
brown: BN  
blue: BU

**2-wire AC  
normally open**

Operating voltage	20 ... 250 AC
Current rating (continuous)	250 AC (... +50°C); 200 AC (... +80°C)
Current rating (peak)	$\hat{i}$ : 0.9 A (20ms / 0.5 Hz)
Minimum load current	8
Short circuit protection	—
Reverse polarity / overload protection	—
Voltage drop	< 8.5
Leakage current	< 2
Current consumption	—
Switching frequency	25
Real sensing range Sr	4 ± 10%
Operating distance	0 ... 3.25
Switch-point drift	-10 ... +10
Hysteresis	1 ... 15
Correction factors	steel = 1; stainless steel approx. 0.7; Ms approx. 0.4; Al approx. 0.3; Cu approx. 0.2
Output status indication	yellow
Operating temperature	-25 ... +80
Protection	IP 67
EMC	EN 60947-5-2 EN 55011 class B
Housing material	nickel-plated brass, CO-PC
Connection	PVC cable, 2m / 2 x 0.5mm <sup>2</sup>



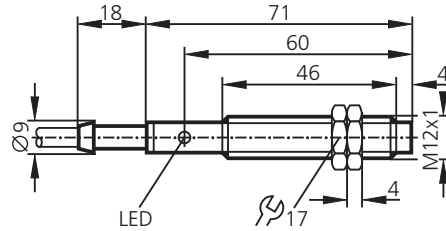
**IF0007**

IFA2004-ABOW

Filetage métallique M12 x 1

Raccordement par câble

Portée 4mm [nb]  
non encastrable



**Technologie  
Sortie**

Tension d'alimentation	[V]
Courant de sortie (au maintien)	[mA]
Courant de sortie (à l'appel)	[mA]
Courant de sortie minimum	[mA]
Protégé: courts-circuits	
Protégé: inv. de pol. et surcharges	
Chute tension / charge maxi	[V]
Courant résiduel	[mA]
Consommation	[mA]
Fréquence de commutation	[Hz]

Portée réelle Sr	[mm]
Portée de travail	[mm]
Dérive du point de comm.	[% de Sr]
Hystérésis	[% de Sr]
Facteurs de correction	

Indication de commutation	[LED]
Température ambiante	[°C]

Protection

CEM

Boîtier

Raccordement

Schéma de branchement

Couleurs de fils conducteurs:  
noir: BK  
brun: BN

**2 fils AC  
normalement ouvert**

20 ... 250 AC
250 AC (... +50°C); 200 AC (... +80°C) î: 0,9 A (20ms / 0,5 Hz)
8
—
—
< 8,5
< 2
—
25
4 ± 10%
0 ... 3,25
-10 ... +10
1 ... 15
acier = 1; V2A (303) env. 0,7; Ms env. 0,4; Al env. 0,3; Cu env. 0,2
jaune
-25 ... +80
IP 67
EN 60947-5-2 EN 55011 classe B
laiton nickelé, CO-PC
câble PVC, 2m / 2 x 0,5mm <sup>2</sup>

