

IE5072

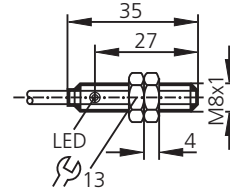
IEB3001-BPOG

Metallgewinde M8 x 1

Anschlußleitung

Schaltabstand 1mm [b]

bündig einbaubar



Elektrische Ausführung Ausgangsfunktion

Betriebsspannung	[V]
Strombelastbarkeit (Dauer)	[mA]
Strombelastbarkeit (Kurzzeit)	[mA]
Mindestlaststrom	[mA]
Kurzschlußschutz, getaktet	
Verpolungssicher / überlastfest	
Spannungsabfall (max. Last)	[V]
Reststrom	[mA]
Stromaufnahme	[mA]
Schaltfrequenz	[Hz]

Realschaltabstand Sr	[mm]
Arbeitsabstand	[mm]
Schaltpunktdrift	[% von Sr]
Hysterese	[% von Sr]
Korrekturfaktoren	

Schaltzustandsanzeige	
Umgebungstemperatur	[°C]
Schutzart, Schutzklasse	
EMV	
Gehäusewerkstoff	
Anschluß	
Anschlußschema	

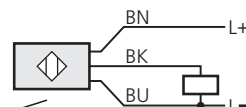
Adernfarben:
 braun: BN
 blau: BU
 schwarz: BK
 weiß: WH

3-Leiter DC PNP Schließer

10 ... 36 DC
200
—
—
—
—
< 1
—
< 15 (24 V)
750 b, 1000 nb

1 ± 10%
0 ... 0,8
-10 ... +10
1 ... 15
Stahl (St37) = 1; V2A ca. 0,7; Messing ca. 0,4; Al ca. 0,3; Cu ca. 0,2

LED gelb
25 ... +80
IP 67
prEN 60947-5-2 Annex X; EN 55011 Klasse B
Messing vernickelt; PBTP
PVC-Kabel, 2m/3 x 0,14mm ²



IE5072

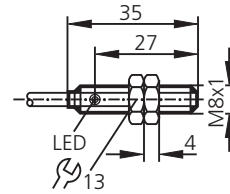
IEB3001-BPOG

Metal thread M8 x 1

Cable

Sensing range 1mm [f]

flush mountable



Electrical design Output

Operating voltage	[V]
Current rating (continuous)	[mA]
Current rating (peak)	[mA]
Minimum load current	[mA]
Short-circuit protection	
Reverse polarity / overload protection	
Voltage drop	[V]
Leakage current	[mA]
Current consumption	[mA]
Switching frequency	[Hz]

Real sensing range S_r	[mm]
Operating distance	[mm]
Switch-point drift	[% of S_r]
Hysteresis	[% of S_r]
Correction factors	

Output status indication	
Operating temperature	[°C]

Protection

EMC

Housing material

Connection

Wiring

Core colours:
brown: BN
blue: BU
black: BK
white: WH

3-wire DC PNP normally open

Operating voltage	10 ... 36 DC
Current rating (continuous)	200
Current rating (peak)	—
Minimum load current	—
Short-circuit protection	—
Reverse polarity / overload protection	—
Voltage drop	< 1
Leakage current	—
Current consumption	< 15 (24 V)
Switching frequency	750 b, 1000 nb
Real sensing range S_r	$1 \pm 10\%$
Operating distance	0 ... 0.8
Switch-point drift	-10 ... +10
Hysteresis	1 ... 15
Correction factors	mild steel = 1; stainless steel approx. 0.7; brass approx. 0.4; Al approx. 0.3; Cu approx. 0.2

LED yellow

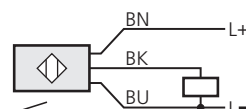
-25 ... +80

IP 67

prEN 60947-5-2 annex X;
EN 55011 class B

nickel-plated brass; PBTP

PVC cable, 2m/3 x 0.14mm²



IE5072

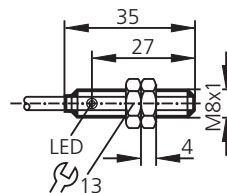
IEB3001-BPOG

Filetage métallique M8 x 1

Raccordement par câble

Portée 1mm [b]

encastrable



Technologie Sortie

Tension d'alimentation	[V]
Courant de sortie (au maintien)	[mA]
Courant de sortie (à l'appel)	[mA]
Courant de sortie minimum	[mA]
Protégé: courts-circuits	
Protégé: inv. de pol. et surcharges	
Chute tension / charge maxi	[V]
Courant résiduel	[mA]
Consommation	[mA]
Fréquence de commutation	[Hz]
Portée réelle Sr	[mm]
Portée de travail	[mm]
Dérive du point de comm.	[% de Sr]
Hystérésis	[% de Sr]
Facteurs de correction	
Indication de commutation	
Température ambiante	[°C]
Protection	
CEM	
Boîtier	
Raccordement	
Schéma de branchement	

3 fils DC PNP normalement ouvert

10 ... 36 DC
200
—
—
—
< 1
—
< 15 (24 V)
750 b, 1000 nb
1 ± 10%
0 ... 0,8
-10 ... +10
1 ... 15
acier = 1; V2A (303) env. 0,7; laiton env. 0,4; Al env. 0,3; Cu env. 0,2
LED jaune
-25 ... +80
IP 67
prEN 60947-5-2 annexe X; EN 55011 classe B
laiton nickelé; PBTP
câble PVC, 2m/3 x 0,14mm ²

VDATE1000DB-FORM—PZD03/12/96

Couleurs des fils conducteurs:
noir: BK
brun: BN
bleu: BU
blanc: WH

