



Connectors > Rectangular Connectors > Connector Contacts

Contact Type: **Pin**Contact Mating Area Plating Material: **Gold**Wire Contact Termination Area Plating Material: **Gold**Operating Voltage: **115 VDC**

Features

Product Type Features

| | |
|-----------------------------------|----------------|
| Barrel Type | Crimp |
| Connector System | Cable-to-Cable |
| Sealable | Yes |
| Connector & Contact Terminates To | Wire & Cable |

Configuration Features

| | |
|-----------------------------------|---------------|
| Compatible With Wire & Cable Type | Discrete Wire |
|-----------------------------------|---------------|

Electrical Characteristics

| | |
|-------------------|---------|
| Operating Voltage | 115 VDC |
|-------------------|---------|

Contact Features

| | |
|--|--------------|
| Contact Type | Pin |
| Contact Mating Area Plating Material | Gold |
| Wire Contact Termination Area Plating Material | Gold |
| Contact Retention Within Housing | With |
| Contact Size | Size 8 |
| Contact Base Material | Copper Alloy |
| Contact Current Rating (Max) | 46 A |

Termination Features

| | |
|------------------------------------|-------|
| Termination Method to Wire & Cable | Crimp |
|------------------------------------|-------|



Mechanical Attachment

| | |
|---------------------------------------|--------|
| Contact Retention Type Within Housing | Spring |
|---------------------------------------|--------|

Dimensions

| | |
|-----------|-----------------------------|
| Wire Size | 5.26 – 8.36 mm ² |
|-----------|-----------------------------|

Usage Conditions

| | |
|-----------------------------|----------------------------|
| Operating Temperature Range | -65 – 175 °C[-85 – 347 °F] |
|-----------------------------|----------------------------|

Operation/Application

| | |
|---------------------|-------|
| Circuit Application | Power |
|---------------------|-------|

Product Compliance

[For compliance documentation, visit the product page on TE.com>](#)

| | |
|---|---|
| EU RoHS Directive 2011/65/EU | Compliant with Exemptions |
| EU ELV Directive 2000/53/EC | Out of Scope |
| China RoHS 2 Directive MIIT Order No 32, 2016 | Restricted Materials Above Threshold |
| EU REACH Regulation (EC) No. 1907/2006 | Current ECHA Candidate List: JAN 2022 (223) Candidate List Declared Against: JAN 2022 (223) SVHC > Threshold: Pb (1.2% in alloy) Article Safe Usage Statements: Do not eat, drink or smoke when using this product. Wash thoroughly after handling. Recycle if possible and dispose of the article by following all applicable governmental regulations relevant to your geographic location. |
| Halogen Content | Low Halogen - Br, Cl, F, I < 900 ppm per homogenous material. Also BFR/CFR/PVC Free |
| Solder Process Capability | Not reviewed for solder process capability |

Product Compliance Disclaimer

This information is provided based on reasonable inquiry of our suppliers and represents our current actual knowledge based on the information they provided. This information is subject to change. The part numbers that TE has identified as EU RoHS compliant have a maximum concentration of 0.1% by weight in homogenous materials for lead, hexavalent chromium, mercury, PBB, PBDE, DBP, BBP, DEHP, DIBP, and 0.01% for cadmium, or qualify for an exemption to these limits as defined in the Annexes of Directive 2011/65/EU (RoHS2). Finished electrical and electronic equipment products will be CE marked as required by Directive 2011/65/EU. Components may not be CE marked. Additionally, the part numbers that TE has identified as EU ELV compliant have a maximum concentration of 0.1% by weight in homogenous materials for lead, hexavalent chromium, and mercury, and 0.01% for cadmium, or qualify for an exemption to these limits as defined in the Annexes of Directive 2000/53/EC (ELV). Regarding the REACH Regulation, the information TE provides on SVHC in articles for this part number is based on the latest European Chemicals Agency (ECHA) 'Guidance on requirements for substances in articles' posted at this URL: <https://echa.europa.eu/guidance-documents/guidance-on-reach>

Customers Also Bought




TE Part #3279370001
TMS-SCE-2-2.0-4



TE Part #ZPF000000000015318
DMC-M 20-22 SN



TE Part #ZPF000000000003647
724-8021-12




TE Part #ZPF000000000015379
DMC-M 83 W 01



TE Part #ZPF0000000000206119
DMC-M 0324 A 01 A




TE Part #5530290001
D-SCE-3.2-50-S1-4




TE Part #ZPF000000000003672
732-0731-12



TE Part #ZPF000000000003673
732-0731-16



TE Part #ZPF000000000011459
BJA 15 A1188



TE Part #ZPF000000000020813
SRE 610 BV A6123

Documents

Datasheets & Catalog Pages

[DEUTSCH High Power Contacts for MIL-DTL-5015](#)

English