


UTS Series

14E5/14D5



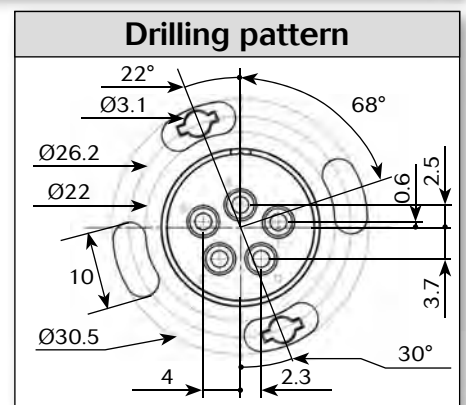
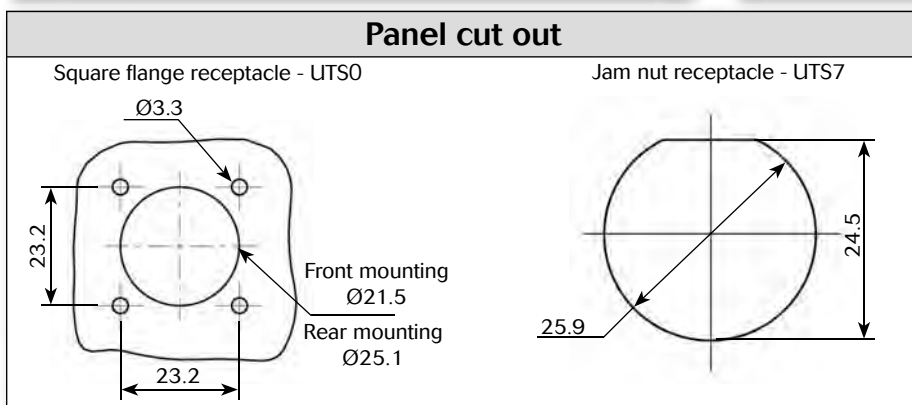
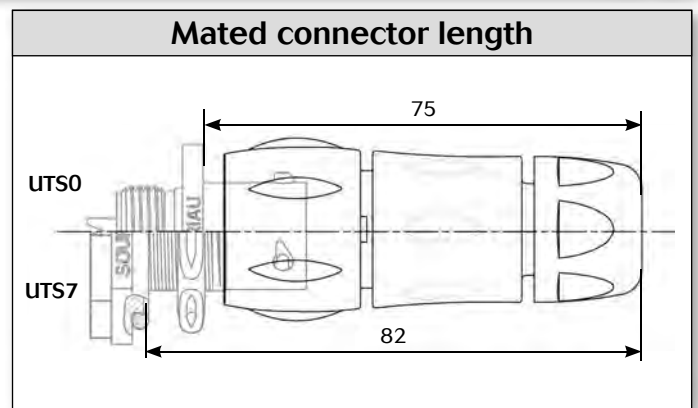
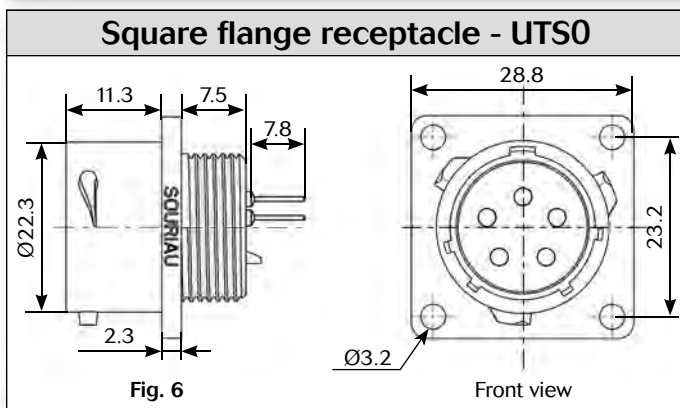
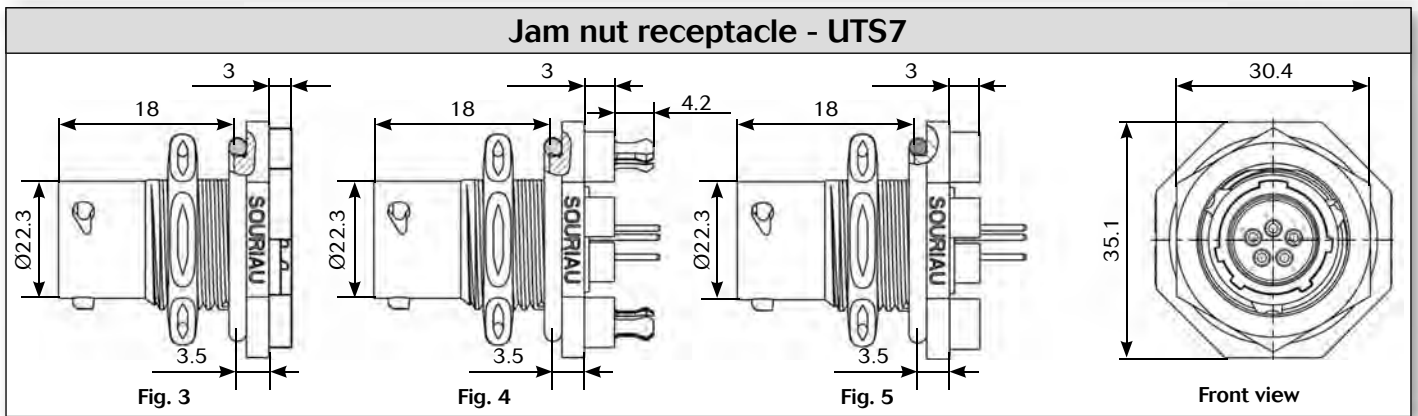
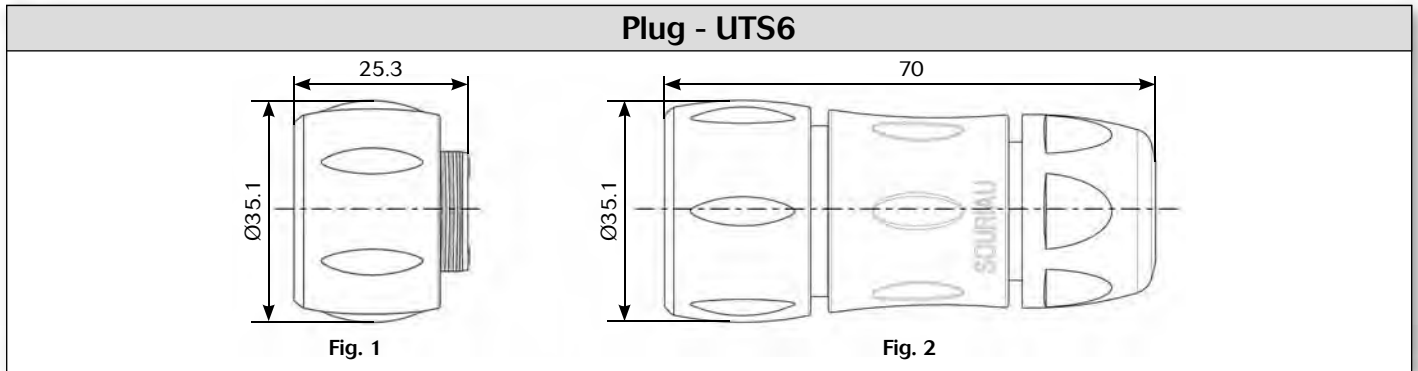
Specifications

Contact type	Connector type	Backshell	Part number	
			Male insert	Female insert
Hand solder electrical contacts loaded	Square flange receptacle	Without (Fig.6)	UTS014E5P	UTS014E5S
	Plug	Without (Fig.1)	UTS614E5P	UTS614E5S
		Cable gland (Fig.2)	UTS6JC14E5P	UTS6JC14E5S
	Jam nut receptacle	Without (Fig.3)	UTS714E5P	UTS714E5S
PCB contacts loaded	Square flange receptacle	Without (Fig.6)	UTS014D5P	UTS014D5S
	Jam nut receptacle with hold down clips	Without (Fig.4)	UTS714D5P32	UTS714D5S32
	Jam nut receptacle with stand off and without hold down clip	Without (Fig.5)	UTS714D5P	UTS714D5S

Sealed unmated



Dimensions



Note: all dimensions are in mm



Accessories

Jam nut sealing caps

Metal terminal

Part number
UTS14DCG

Part number
UTS14DCGR

Plug sealing cap

Part number
UTS614DCG

Square flange sealing cap

Metal terminal

Part number
UTS14DCGE

Plastic protective cap

Part numbers	
Receptacle cap	Plug cap
85005588A	85005597

Gasket

Part numbers / neoprene
UTFD14B

Color coding rings

G for Green
Y for Yellow
R for Red

Part numbers	
Receptacles	Plugs
UTS714CCR	UTS614CCR
UTS714CCRY	UTS614CCRY
UTS714CCRG	UTS614CCRG

* Add G for Green, Y for Yellow, R for Red

Electrical characteristics

UL
12A 650V UL94 HB

CSA
12A 650V UL94 HB

IEC
16A 150V 2.5kV 3

