


UTS Series

12E14/12D14



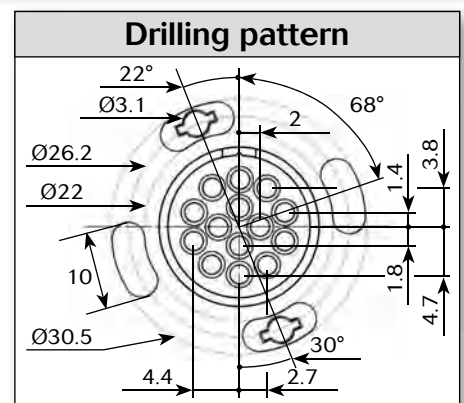
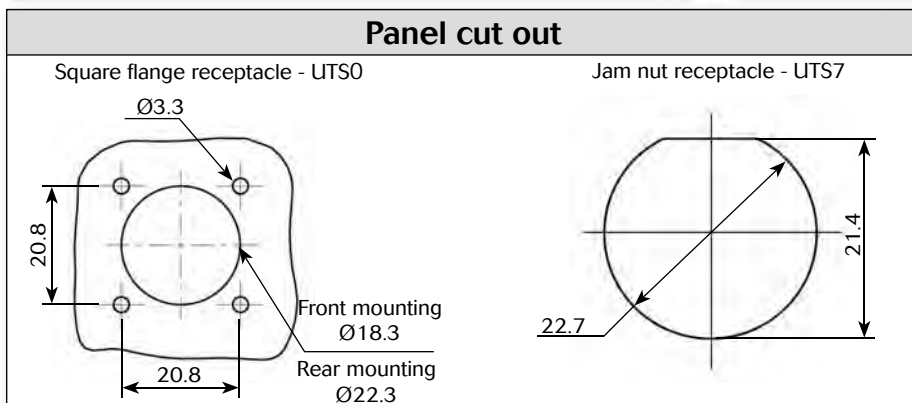
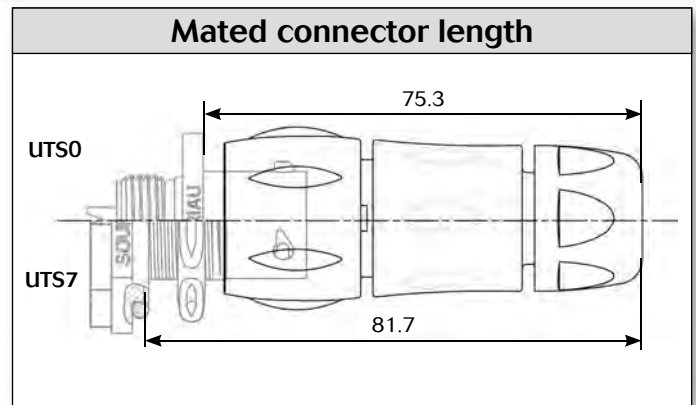
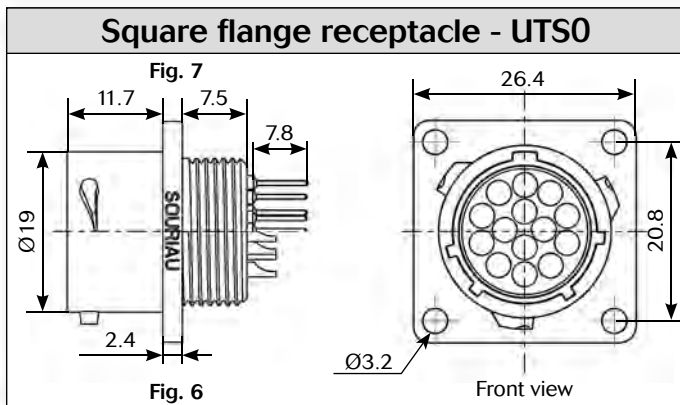
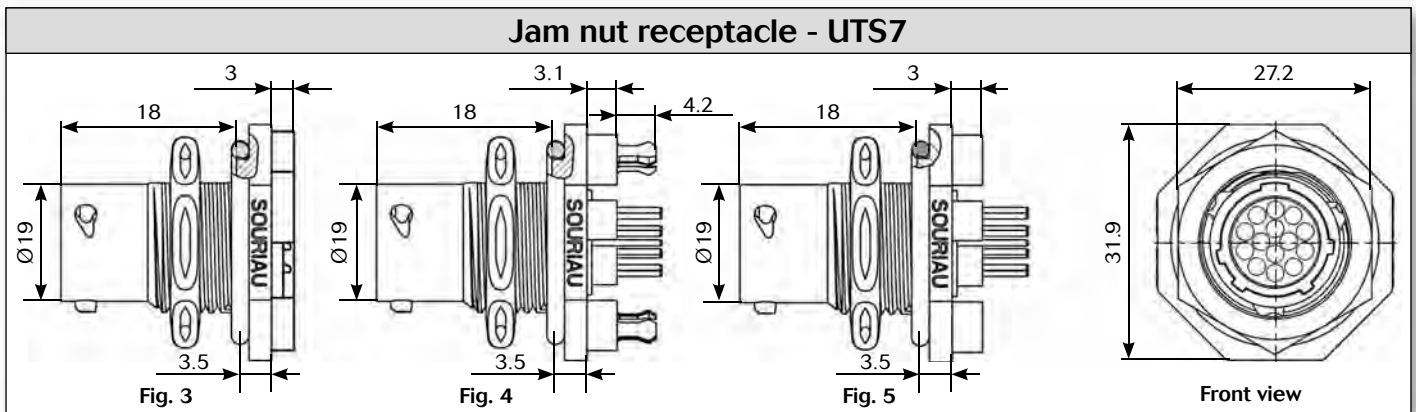
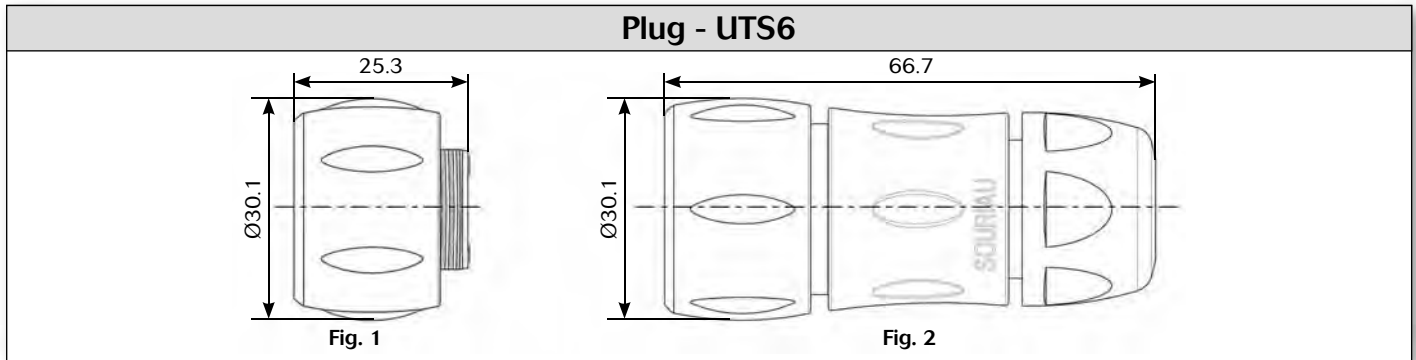
Specifications

Contact type	Connector type	Backshell	Part number	
			Male insert	Female insert
Hand solder electrical contacts loaded	Square flange receptacle	Without (Fig.6)	UTS012E14P	UTS012E14S
	Plug	Without (Fig.1)	UTS612E14P	UTS612E14S
		Cable gland (Fig.2)	UTS6JC12E14P	UTS6JC12E14S
	Jam nut receptacle	Without (Fig.3)	UTS712E14P	UTS712E14S
PCB contacts loaded	Square flange receptacle	Without (Fig.7)	UTS012D14P	UTS012D14S
	Jam nut receptacle with stand off and with hold down clips	Without (Fig.4)	UTS712D14P32	UTS712D14S32
	Jam nut receptacle with stand off and without hold down clip	Without (Fig.5)	UTS712D14P	UTS712D14S

Sealed unmated



Dimensions



Note: all dimensions are in mm



Accessories

Jam nut sealing caps

Metal terminal

Part number
UTS12DCG

Part number
UTS12DCGR

Plug sealing cap

Part number
UTS612DCG

Square flange sealing cap

Metal terminal

Part number
UTS12DCGE

Plastic protective cap

Part numbers	
Receptacle cap	Plug cap
85005587A	85005596

Gasket

Part numbers / neoprene
UTFD13B

Color coding rings

G for Green
Y for Yellow
R for Red

Part numbers	
Receptacles	Plugs
UTS712CCR	UTS612CCR
UTS712CCRY	UTS612CCRY
UTS712CCRG	UTS612CCRG

* Add G for Green, Y for Yellow, R for Red

Electrical characteristics

UL
4.5A 250V UL94 HB

CSA
4.5A 250V UL94 HB

IEC
5A 32V 1.5kV 3

