



Enclosure for command devices, 22 mm, round, enclosure material plastic, enclosure top part yellow, 1 control point, A=EMERGENCY STOP mushroom pushbutton red, metal, 40 mm, rotate-to-unlatch, 1 NO, 1 NC, 1 NC, spring-type terminal, floor mounting, support terminal, without label, 1xM20 each on top and bottom

<b>Product brand name</b>	SIRIUS ACT
<b>Product designation</b>	Enclosures
<b>Product type designation</b>	3SU1
<b>Manufacturer's article number</b>	<ul style="list-style-type: none"> <li>• of supplied contact module A1 = 3SU1400-2AA10-3CA0, A2 = 3SU1400-2AA10-3CA0, A3 = 3SU1400-2AA10-3BA0 <a href="#">3SU1400-2AA10-3CA0</a></li> <li>• of supplied contact module at the command point A 1 <a href="#">3SU1400-2AA10-3CA0</a></li> <li>• of supplied contact module at the command point A 2 <a href="#">3SU1400-2AA10-3BA0</a></li> <li>• of supplied contact module at the command point A 3 A = 3SU1550-0AA10-0AA0 <a href="#">3SU1550-0AA10-0AA0</a></li> <li>• of the supplied holder A = 3SU1050-1HB20-0AA0 <a href="#">3SU1050-1HB20-0AA0</a></li> <li>• of the supplied holder at the command point A <a href="#">3SU1050-1HB20-0AA0</a></li> <li>• of the supplied actuator <a href="#">3SU1050-1HB20-0AA0</a></li> <li>• of the supplied actuator at the command point A <a href="#">3SU1050-1HB20-0AA0</a></li> <li>• of supplied empty enclosure <a href="#">3SU1801-0AA00-0AB2</a></li> </ul>

Enclosure

<b>Design of the housing</b>	with recess for label
<b>Shape of the enclosure front</b>	Square
<b>Material of the enclosure</b>	plastic
<b>Number of command points</b>	1
<b>Product component</b>	
• EMERGENCY STOP device	Yes
• protective collar	No
<b>Color</b>	
• of top part of the enclosure	yellow
<b>Delivery state</b>	
• as a kit	No
• pre-wired on strip terminal	No
<b>Mounting type of the enclosure</b>	Vertical

### Actuator

<b>Design of the operating mechanism</b>	Emergency stop mushroom pushbutton
Suitability for use EMERGENCY OFF switch	Yes
<b>Product feature</b>	
• lockout	No
<b>Product extension optional Light source</b>	No
<b>Color</b>	
• of the actuating element	red
<b>Material of the actuating element</b>	plastic
<b>Shape of the actuating element</b>	round
<b>Number of contact modules</b>	3
<b>Type of unlocking device</b>	A = rotate-to-unlatch mechanism

### Front ring

<b>Product component front ring</b>	No
<b>Design of the front ring</b>	Standard
<b>Material of the front ring</b>	plastic
<b>Color of the front ring</b>	black

### Holder

<b>Material of the holder</b>	Metal
-------------------------------	-------

### Display

<b>Number of LED modules</b>	0
------------------------------	---

### General technical data

<b>Product function</b>	
• positive opening	Yes
• EMERGENCY OFF function	Yes
• EMERGENCY STOP function	Yes
<b>Protection class IP</b>	IP66, IP67, IP69(IP69K)
<b>Degree of protection NEMA rating</b>	NEMA 1, 2, 3, 3R, 4, 4X, 12K, 13

<b>Shock resistance</b>	
<ul style="list-style-type: none"> <li>• acc. to IEC 60068-2-27</li> </ul>	Sinusoidal half-wave 50 g / 11 ms
<b>Vibration resistance</b>	
<ul style="list-style-type: none"> <li>• acc. to IEC 60068-2-6</li> </ul>	10 ... 500 Hz: 5g
<b>Reference code acc. to DIN EN 81346-2</b>	S
<b>Reference code acc. to DIN EN 61346-2</b>	S
<b>Continuous current of the C characteristic MCB</b>	10 A; for a short-circuit current smaller than 400 A
<b>Continuous current of the quick DIAZED fuse link</b>	10 A
<b>Continuous current of the DIAZED fuse link gG</b>	10 A
<b>Operating voltage</b>	
<ul style="list-style-type: none"> <li>• at AC <ul style="list-style-type: none"> <li>— at 50 Hz rated value</li> <li>— at 60 Hz rated value</li> </ul> </li> <li>• at DC <ul style="list-style-type: none"> <li>— rated value</li> </ul> </li> </ul>	5 ... 500 V 5 ... 500 V 5 ... 500 V

<b>Auxiliary circuit</b>	
<b>Design of the contact of auxiliary contacts</b>	Silver alloy
<b>Number of NC contacts for auxiliary contacts</b>	2
<b>Number of NO contacts for auxiliary contacts</b>	1

<b>Connections/ Terminals</b>	
<b>Type of electrical connection</b>	
<ul style="list-style-type: none"> <li>• of modules and accessories</li> </ul>	Spring-type terminal
<b>Type of electrical connection on enclosure</b>	Cable routing above and below, both 1 x M20
<b>Tightening torque of the screws in the bracket</b>	1 ... 1.2 N·m
<b>Tightening torque of mounting screws in the enclosure cover</b>	1.5 ... 1.7 N·m

<b>Interfaces</b>	
<b>Design of the interface</b>	
<ul style="list-style-type: none"> <li>• for communication</li> </ul>	without

<b>Ambient conditions</b>	
<b>Ambient temperature</b>	
<ul style="list-style-type: none"> <li>• during operation</li> <li>• during storage</li> </ul>	-25 ... +70 °C -40 ... +80 °C
Environmental category during operation acc. to IEC 60721	3M6, 3S2, 3B2, 3C3, 3K6 (with relative air humidity of 10 ... 95 %, no condensation in operation permitted for all devices behind front panel)

<b>Installation/ mounting/ dimensions</b>	
<b>Mounting type</b>	
<ul style="list-style-type: none"> <li>• of modules and accessories</li> </ul>	Floor mounting
<b>Height</b>	105.4 mm
<b>Width</b>	85 mm

Depth	109 mm
Shape of the installation opening	round

#### Accessories

Number of labels	1
Marking of the name plate for command devices	A = I
Color of the label	A = black
Number of inscription plates	0

#### Certificates/ approvals

General Product Approval	Declaration of Conformity
--------------------------	---------------------------



Declaration of Conformity	Test Certificates	Marine / Shipping
---------------------------	-------------------	-------------------

[Miscellaneous](#)

[Type Test Certificates/Test Report](#)

[Special Test Certificate](#)



Marine / Shipping	other
-------------------	-------



[Confirmation](#)

#### Further information

**Information- and Downloadcenter (Catalogs, Brochures,...)**

[www.siemens.com/ic10](http://www.siemens.com/ic10)

**Industry Mall (Online ordering system)**

<https://mall.industry.siemens.com/mall/en/en/Catalog/product?mlfb=3SU1801-0NE00-4AB2>

**Cax online generator**

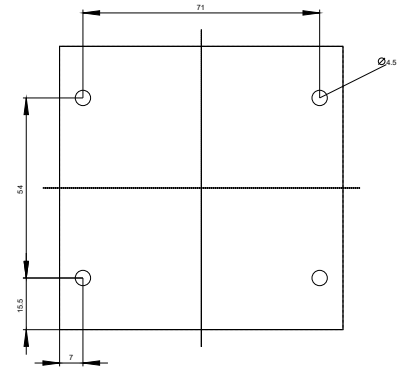
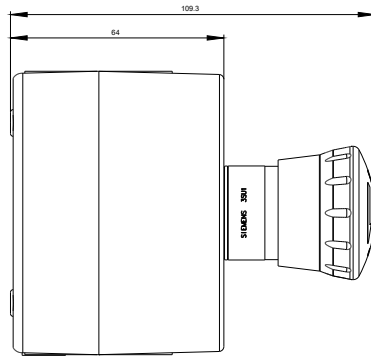
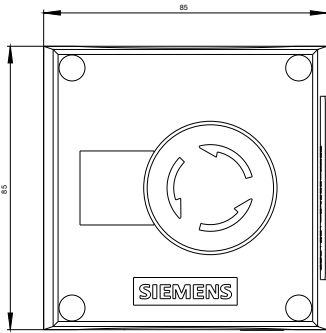
<http://support.automation.siemens.com/WW/CAXorder/default.aspx?lang=en&mlfb=3SU1801-0NE00-4AB2>

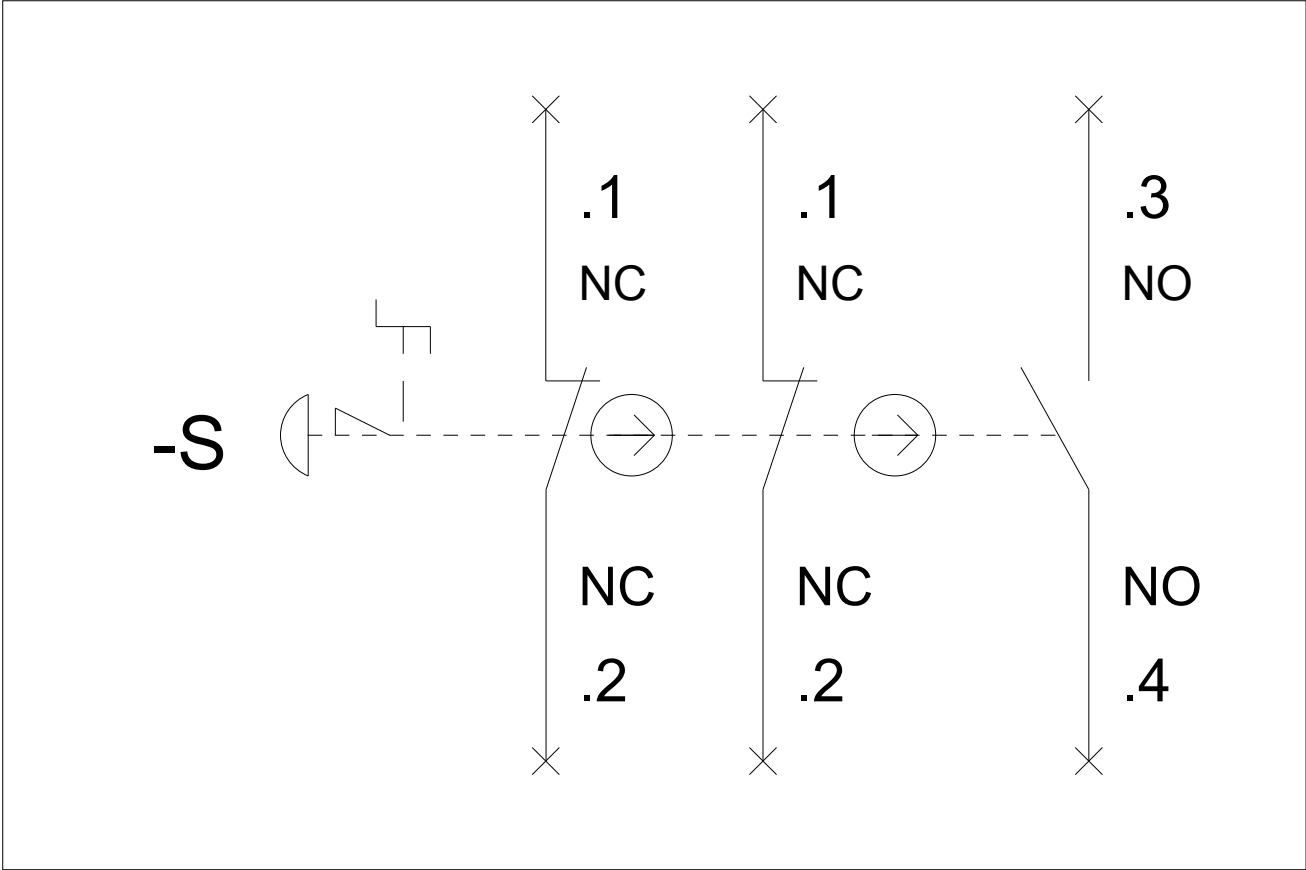
**Service&Support (Manuals, Certificates, Characteristics, FAQs,...)**

<https://support.industry.siemens.com/cs/ww/en/ps/3SU1801-0NE00-4AB2>

**Image database (product images, 2D dimension drawings, 3D models, device circuit diagrams, EPLAN macros, ...)**

[http://www.automation.siemens.com/bilddb/cax\\_de.aspx?mlfb=3SU1801-0NE00-4AB2&lang=en](http://www.automation.siemens.com/bilddb/cax_de.aspx?mlfb=3SU1801-0NE00-4AB2&lang=en)





last modified:

12/18/2019