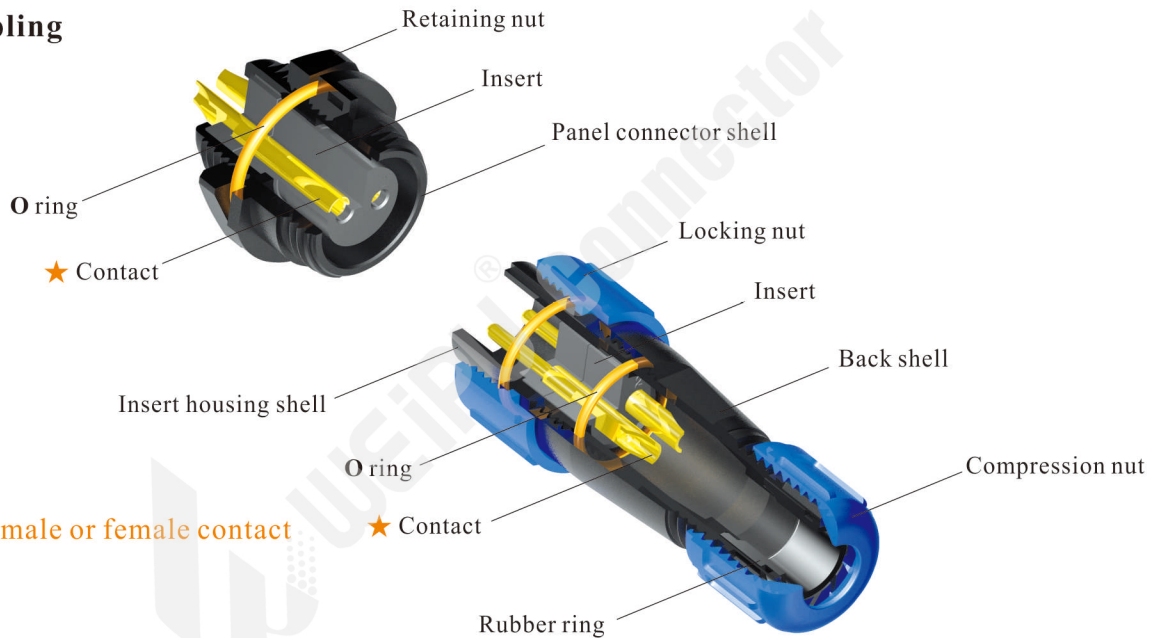




- SP Series IP68
- Threaded coupling



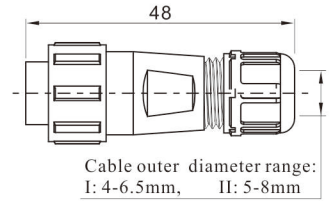
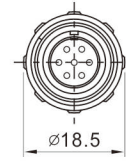
Material and spec

Coupling	Threaded
Shell material	PC: Panel connector shell, Insert housing shell Nylon66: Locking nut, Back shell, Compressing nut, Retaining nut Fire resistance: V-0
Insert material	PPS, max temperature 260 °C
Contact material	Brass with gold plating
Termination	Solder: SP11, SP13, SP17, SP21, SP29 Crimp: SP17, SP21, SP29 Screw: SP21, SP29 (Ø2.5, Ø3, Ø3.5mm contact)
IP rating	IP68
Mating cycle	500
Temperature range	-40°C~+85°C
Insulation resistance (MΩ)	2000

SP13 Series IP68



Cable connector
Mate with SP1311, SP1312

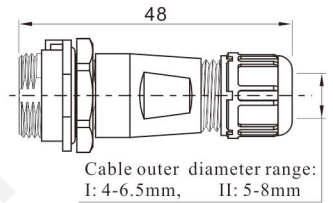
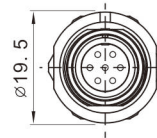


Sp1310 / P — Male contact
SP1310 / S — Female contact

C: with cap
 N: without cap
 Cable outer diameter
 I: 4-6.5mm, II: 5-8mm
 Number of contact



In-line cable connector
Mate with SP1310



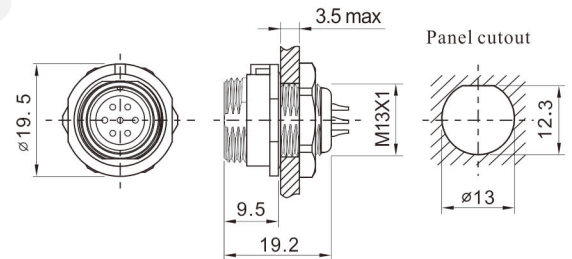
SP1311 / P — Male contact
SP1311 / S — Female contact

Number of contact

C: with cap
 N: without cap
 Cable outer diameter
 I: 4-6.5mm, II: 5-8mm



Rear-nut mount
Mate with SP1310



SP1312 / P — Male contact
SP1312 / S — Female contact

C: with cap
 N: without cap
 Number of contact

Solder contact spec

Number of contact	2	3	4	5	6	7	9
Male contact face view							
Rated current (A)	13	13	5	5	5	5	3
Contact diameter(mm)	1.6	1.6	1	1	1	1	0.7
Rated voltage (AC.V)	250	250	200	180	125	125	125
Test voltage(AC.V) 1 min	1500	1500	1500	1000	1000	1000	1000
Contact resistance (mΩ)	2.5	2.5	5	5	5	5	10
Wire size (mm ² /AWG)	≤2/14	≤2/14	≤0.75/18	≤0.75/18	≤0.75/18	≤0.75/18	≤0.5/20