



■ Features

- Extreme small
- Universal AC input / Full range
- 2 pole AC inlet IEC320-C8, Class II power unit
- No load power consumption < 0.075W
- **Energy efficiency Level VI**
- Comply with EISA 2007/DoE, EU ErP and meet CoC Version 5
- Protections: Short circuit / Overload / Over voltage
- Fully enclosed plastic case
- Pass LPS
- 7.5V / 18V / 48V models available (by request)
- **Various DC plug quick adapter accessory available**
(Plug kit sold separately, please refer to : https://www.meanwell.com/upload/pdf/DC_plug.pdf)
- 3 years warranty

■ Applications

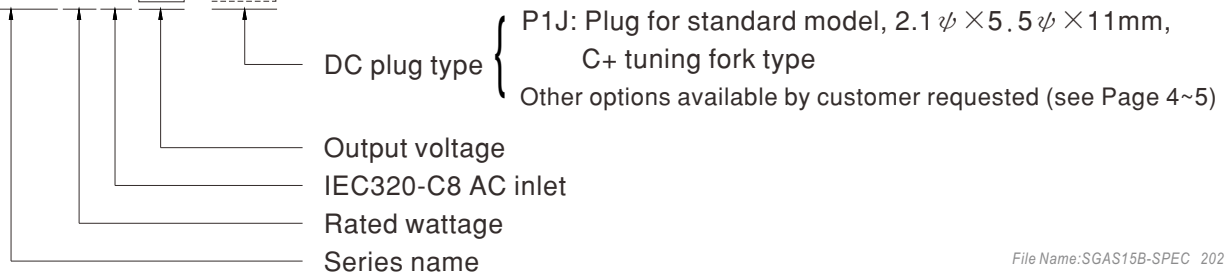
- Consumer electronic devices
- Telecommunication devices
- Office facilities
- Industrial equipments

■ Description

SGAS15B is a 15W compact size highly reliable, desktop style single-output green adaptor series, which is compact and convenient for carry. This product is a class II power unit (no FG) equipped with the standard IEC320-C8 AC inlet and accepting the input range from 90VAC to 264VAC. The whole series provides different models with output voltages ranging between 5VDC and 24VDC that it can satisfy the demands for various types of consumer electronic devices. With the efficiency up to 86% and the extremely low no-load power consumption below 0.075W, SGAS15B is compliant with USA EISA 2007/DoE, EU ErP, and meet Code of Conduct (CoC) Version 5. The supreme feature allows the adaptor to save the energy when it is under either the operating mode or the standby mode. The entire series is approved for international safety regulations; moreover, it adopts the 94V-0 flame retardant plastic case that it can effectively prevent users from electric hazards.

■ Model Encoding

SGAS 15 B 05 - P1J

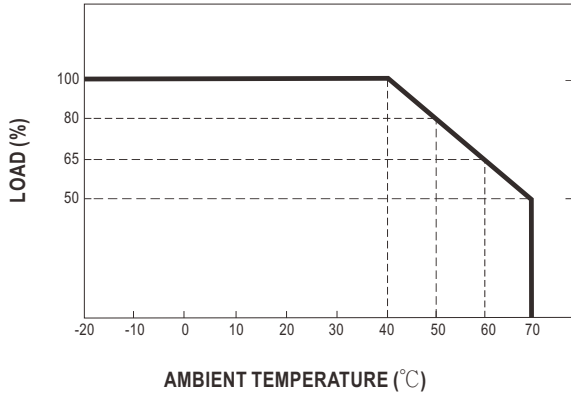




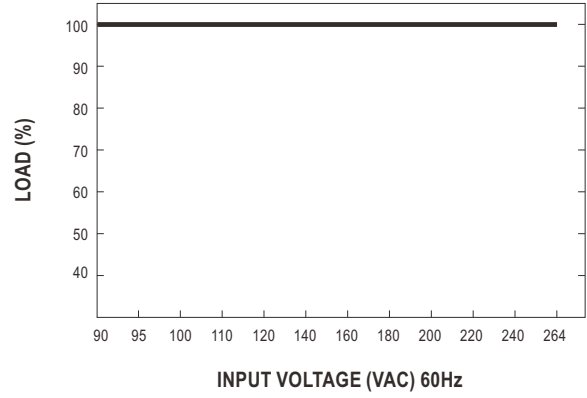
SPECIFICATION

| ORDER NO. | | SGAS15B05-P1J | SGAS15B09-P1J | SGAS15B12-P1J | SGAS15B15-P1J | SGAS15B24-P1J | |
|-----------------------------|--|---|---|--|------------------|--|--|
| OUTPUT | SAFETY MODEL NO. | SGAS15B05 | SGAS15B09 | SGAS15B12 | SGAS15B15 | SGAS15B24 | |
| | DC VOLTAGE Note.2 | 5V | 9V | 12V | 15V | 24V | |
| | RATED CURRENT | 2.40A | 1.66A | 1.25A | 1.00A | 0.625A | |
| | CURRENT RANGE | 0 ~ 2.40A | 0 ~ 1.66A | 0 ~ 1.25A | 0 ~ 1.00A | 0 ~ 0.625A | |
| | RATED POWER | 12W | 15W | 15W | 15W | 15W | |
| | RIPPLE & NOISE (max.) Note.3 | 80mVp-p | 80mVp-p | 80mVp-p | 80mVp-p | 100mVp-p | |
| | VOLTAGE TOLERANCE Note.4 | ±5.0% | ±5.0% | ±3.0% | ±3.0% | ±2.0% | |
| | LINE REGULATION Note.5 | ±0.5% | ±0.5% | ±0.5% | ±0.5% | ±0.5% | |
| | LOAD REGULATION Note.6 | ±5.0% | ±5.0% | ±3.0% | ±3.0% | ±2.0% | |
| SETUP, RISE, HOLD UP TIME | 3000ms, 50ms, 10ms at full load | | | | | | |
| INPUT | VOLTAGE RANGE | 90 ~ 264VAC 135 ~ 370VDC | | | | | |
| | FREQUENCY RANGE | 47 ~ 63Hz | | | | | |
| | EFFICIENCY (Typ.) | 79% | 84% | 85% | 85% | 86% | |
| | AC CURRENT | 0.4A / 100VAC | | | | | |
| | INRUSH CURRENT (max.) | Cold start 30A/ 115VAC 50A / 230VAC | | | | | |
| LEAKAGE CURRENT(max.) | 0.25mA / 240VAC | | | | | | |
| PROTECTION | OVERLOAD | 105 ~ 250% rated output power Protection type : Hiccup mode, recovers automatically after fault condition is removed | | | | | |
| | OVER VOLTAGE | >120% rated output voltage Protection type : Clamp by zener diode | | | | | |
| ENVIRONMENT | WORKING TEMP. | -20 ~ +70°C (Refer to "Derating Curve") | | | | | |
| | WORKING HUMIDITY | 20% ~ 90% RH non-condensing | | | | | |
| | STORAGE TEMP., HUMIDITY | -20 ~ +85°C, 10 ~ 95% RH non-condensing | | | | | |
| | TEMP. COEFFICIENT | ±0.03% / °C (0 ~ 40°C) | | | | | |
| | VIBRATION | 10 ~ 500Hz, 2G 10min./1cycle, period for 60min. each along X, Y, Z axes | | | | | |
| SAFETY & EMC (Note. 7) | SAFETY STANDARDS | UL62368-1, CSA C22.2 NO. 62368-1, TUV BS EN/EN62368-1, EAC TP TC 004 approved | | | | | |
| | WITHSTAND VOLTAGE | I/P-O/P:3KVAC | | | | | |
| | ISOLATION RESISTANCE | I/P-O/P:100M Ohms / 500VDC / 25°C / 70% RH | | | | | |
| | EMC EMISSION | Parameter | Standard | | | Test Level / Note | |
| | | Conducted emission | BS EN/EN55032(CISPR32)FCC PART 15 / CISPR22, CAN ICES-3(B)/NMB-3(B) | | | Class B | |
| | | Radiated emission | BS EN/EN55032(CISPR32)FCC PART 15 / CISPR22, CAN ICES-3(B)/NMB-3(B) | | | Class B | |
| | | Harmonic current | BS EN/EN61000-3-2 | | | Class A | |
| | | Voltage flicker | BS EN/EN61000-3-3 | | | ----- | |
| | EMC IMMUNITY | Parameter | Standard | | | Test Level /Note | |
| | | ESD | BS EN/EN61000-4-2 | | | Level 3, 8KV air; Level 2, 4KV contact | |
| RF field susceptibility | | BS EN/EN61000-4-3 | | | Level 2, 3V/m | | |
| EFT bursts | | BS EN/EN61000-4-4 | | | Level 2, 1KV | | |
| Surge susceptibility | | BS EN/EN61000-4-5 | | | Level 3, 1KV/L-N | | |
| Conducted susceptibility | | BS EN/EN61000-4-6 | | | Level 2, 3V | | |
| Magnetic field immunity | | BS EN/EN61000-4-8 | | | Level 1, 1A/m | | |
| Voltage dips , interruption | BS EN/EN61000-4-11 | | | >95% dip 0. 5 periods, 30% dip 25 periods, >95% interruptions 250 periods | | | |
| OTHERS | LIFE | 3 years : 100% load 40°C, 12hours / day | | | | | |
| | MTBF | 507Khrs min. MIL-HDBK-217F(25°C) | | | | | |
| | DIMENSION | 80*39*27.7mm (L*W*H) | | | | | |
| | PACKING | 130g ; 72pcs / 11Kg / CARTON | | | | | |
| CONNECTOR | PLUG | See page 4~5 ; Other type available by customer requested | | | | | |
| | CABLE | See page 4~5 ; Other type available by customer requested | | | | | |
| NOTE | <p>1.All parameters are specified at 230VAC input, rated load, 25°C 70% RH ambient.</p> <p>2.DC voltage: The output voltage set at point measure by plug terminal & 50% load.</p> <p>3.Ripple & noise are measured at 20MHz by using a 12" twisted pair terminated with a 0.1µf & 47µf capacitor.</p> <p>4.Tolerance: includes set up tolerance, line regulation, load regulation.</p> <p>5.Line regulation is measured from low line to high line at rated load.</p> <p>6.Load regulation is measured from 0% to 100% rated load.</p> <p>7.The power supply is considered as an independent unit, but the final equipment still need to re-confirm that the whole system complies with the EMC directives. For guidance on how to perform these EMC tests, please refer to "EMI testing of component power supplies." (as available on http://www.meanwell.com)</p> <p>※ Product Liability Disclaimer : For detailed information, please refer to https://www.meanwell.com/serviceDisclaimer.aspx</p> | | | | | | |

■ Derating Curve

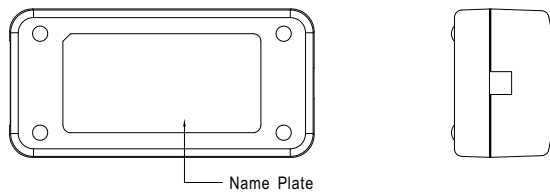


■ Static Characteristics

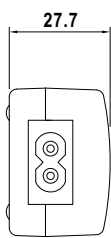
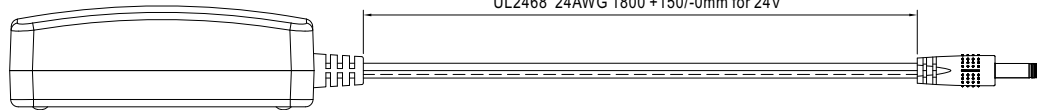


■ Mechanical Specification


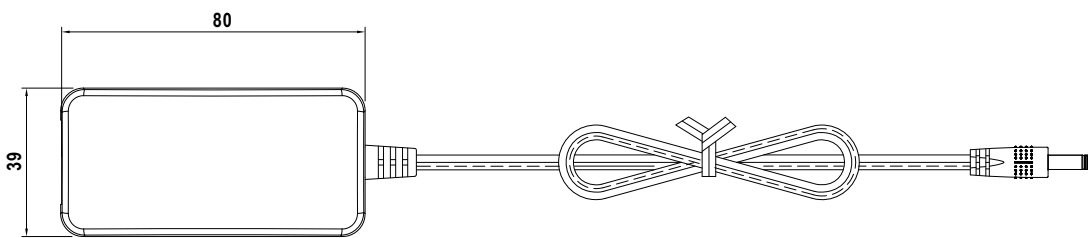
Unit:mm



UL2468 20AWG 1200 +150/-0mm for 5-12V
 UL2468 24AWG 1200 +150/-0mm for 15V
 UL2468 24AWG 1800 +150/-0mm for 24V



AC INLET
IEC320-C8



DC output plug

Standard plug: P1J

Unit:mm

| P1J | Pin Assignment |
|-----|------------------|
| | |
| | Outside Inside |

DC plug changeable through:

- (1) Customization of the standard part with an optional DC plug according to the table (MOQ applicable)
- (2) Quick adapter accessory (sold separately without MOQ)

Please refer to below table and online selection guide : https://www.meanwell.com/upload/pdf/DC_plug.pdf

Example quick adapter accessory:



Optional DC plug: (Available in customized cable or quick adapter)

| Tuning Fork Style | | Type No. | A | B | C | Quick Adapter Accessory |
|--|--------------------------------------|------------|------|------|-------|--|
| | | | OD | ID | L | |
| | (Straight) (Right-angled) | P1I | 5.5 | 2.1 | 9.5 | Available (Current rating: 7.5A max.) |
| | | P1L | 5.5 | 2.5 | 9.5 | |
| | | P1M | 5.5 | 2.5 | 11.0 | |
| | | P1IR | 5.5 | 2.1 | 9.5 | |
| | | P1JR | 5.5 | 2.1 | 11.0 | |
| | | P1LR | 5.5 | 2.5 | 9.5 | |
| | | P1MR | 5.5 | 2.5 | 11.0 | |
| Barrel Style | | Type No. | A | B | C | |
| | | | OD | ID | L | |
| | (Straight) (Right-angled) | P2I | 5.5 | 2.1 | 9.5 | None |
| | | P2J | 5.5 | 2.1 | 11.0 | |
| | | P2L | 5.5 | 2.5 | 9.5 | |
| | | P2M | 5.5 | 2.5 | 11.0 | |
| | | P2IR | 5.5 | 2.1 | 9.5 | |
| | | P2JR | 5.5 | 2.1 | 11.0 | |
| | | P2LR | 5.5 | 2.5 | 9.5 | |
| | | P2MR | 5.5 | 2.5 | 11.0 | |
| Lock Style | | Type No. | A | B | C | |
| | | | OD | ID | L | |
| Floating Locking SWITCHCRAFT original or equivalent | | P2S(S761K) | 5.53 | 2.03 | 12.06 | None |
| | | P2K(761K) | 5.53 | 2.54 | 12.06 | |
| | | P2C(S760K) | 5.53 | 2.03 | 9.52 | |
| | | P2D(760K) | 5.53 | 2.54 | 9.52 | |
| Min. Pin Style | | Type No. | A | B | C | |
| | | | OD | ID | L | |
| EIAJ equivalent | | P3A | 2.35 | 0.7 | 11.0 | Available (Current rating: 5A max.) |
| | | P3B | 4.0 | 1.7 | 11.0 | |
| | | P3C | 4.75 | 1.7 | 11.0 | |

| Center Pin Style | Type No. | A | B | C | D | Quick Adapter Accessory | | |
|---------------------------------|----------|---|-------------|----------------|------------|--|--|--|
| | | OD | ID | L | Center Pin | | | |
| <p>EIAJ equivalent</p> | P4A | 5.5 | 3.4 | 11.0 | 1.0 | Available (Current rating: 7.5A max.) | | |
| | P4B | 6.5 | 4.4 | 11.0 | 1.4 | | | |
| | P4C | 7.4 | 5.1 | 11.0 | 0.6 | | | |
| Min. DIN 3 Pin with Lock (male) | Type No. | Pin Assignment | | | | | | |
| <p>KYCON KPPX-3P equivalent</p> | R6B | PIN No. | Output | | | | | |
| | | 1 | +Vo | | | | | |
| | | 2 | -Vo | | | | | |
| | | 3 | +Vo | | | | | |
| | | Min. DIN 4 Pin with Lock (male) | Type No. | Pin Assignment | | | | |
| | | <p>KYCON KPPX-4P equivalent</p> | R7B | PIN No. | Output | | | |
| 1 | +Vo | | | | | | | |
| 2 | -Vo | | | | | | | |
| 3 | -Vo | | | | | | | |
| | | 4 | +Vo | | | | | |
| | | Min. DIN 4 Pin with Lock (female) | Type No. | Pin Assignment | | | | |
| | | <p>KYCON KPJX-CM-4S equivalent</p> | R7BF | PIN No. | Output | | | |
| | | | | 1 | +Vo | | | |
| 2 | -Vo | | | | | | | |
| 3 | -Vo | | | | | | | |
| | | 4 | +Vo | | | | | |
| | | Stripped and tinned leads | Type No. | Pin Assignment | | | | |
| | | <p>Length of Land L1 by request (MW's standard length, L: 25 mm, L1: 10 mm)</p> | by customer | PIN No. | Output | | | |
| | | | | 1 (White) | +Vo | | | |
| | | 2 (Black) | -Vo | | | | | |

■ Installation Manual

Please refer to : <http://www.meanwell.com/manual.html>