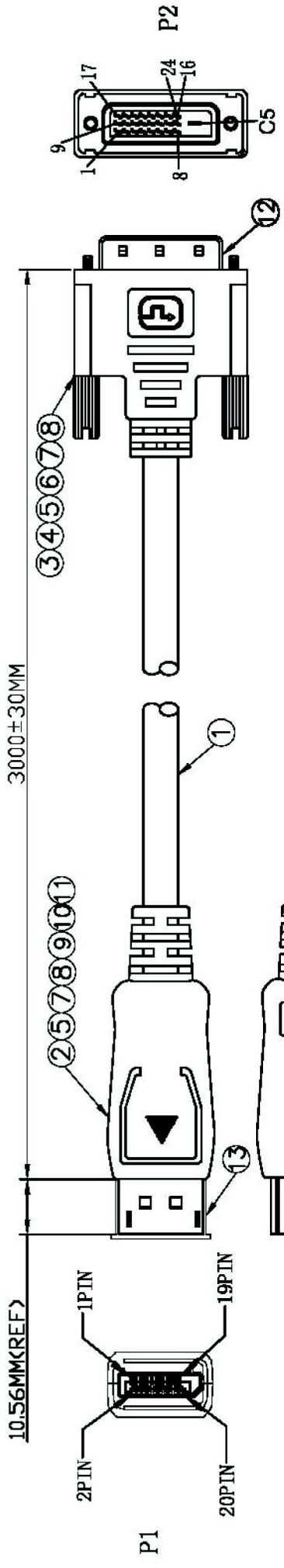


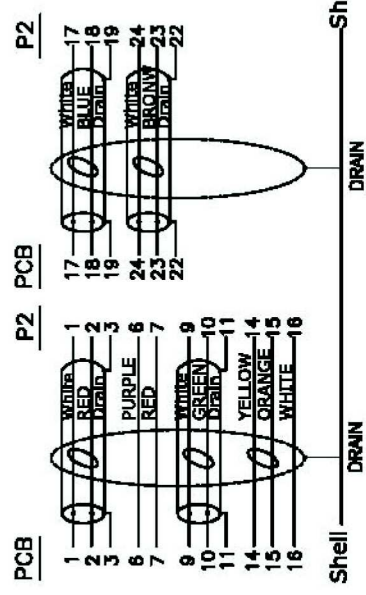
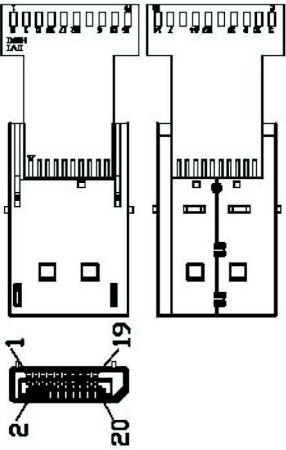
3000±30MM



ELECTRICAL TEST:

1. 100% OPEN SHORT SHORT & MIS WIRE TEST
2. CONTACT RESISTANCE: 1 OHM(MAX)
3. INSULATION RESISTANCE: 10M OHM(MIN)
4. HI-POT TEST: DC 300V/10ms

PIN ASSIGNMENT



NO	CELINK P/N	DESCRIPTION	Q'TY	UNIT
13	A6-0000099	DisplayPort TRANSPARENT DUST COVER	1	pcs
12	A6-0000025	DVI M TRANSPARENT DUST COVER	1	pcs
11	A6-R071085	DISPLAY PORT M ABS BOTTOM SHELL	1	pcs
10	A6-R071084	DISPLAY PORT M ABS TOP SHELL	1	pcs
9	A10-R043162	H.S.T: Ø1.5*42mm.	1	pcs
8	A10-R075147	H.S.T: Ø1.0*10mm.	4	pcs
7	A10-R075130	H.S.T: Ø2.5*10mm.	8	pcs
6	A7-R040001	SCREW: #4-40UNC(2.8*45MM) NICKEL	2	pcs
5	A5-R047001	PVC 45P COLOR: BLACK	38	g
4	A5-R047011	TRANSPARENT PE	5	g
3	A2-R020051	DVI(24+1) M SOLDER TYPE, NICKEL PLATED, BLACK INSULATION	1	pcs
2	A78-0000080	DISPLAY PORT M+PCB+SMT	1	set
1	A4-R001376	UL20276(30AWG*1PR+EAM)*4C+30AWG*1PR+30AWG*3C+AEB(AL) OD:5.5MM BLACK JACKET	3	M
NO	CELINK P/N	DESCRIPTION	Q'TY	UNIT

REV.	DESCRIPTION	DATE
.X	TOLERANCE INCHES M/M	
.XX	.015 .30	
.XXX	.010 .10	
	.005 .05	
	DRAWN BY: JOE	
	CHECK BY:	
	APPD BY:	
	CUSTOMER P/N: 11.04.5611	
	SCALE: NONE	
	UNIT: MM	
	DATE: 2009/06/08	
	DRAWING NO.: CA1790008	
	REV. A	
	1/6	

Rotronic Co., Ltd.

ROLINE Display to DVI Cable, DP M - DVI 3M, black