

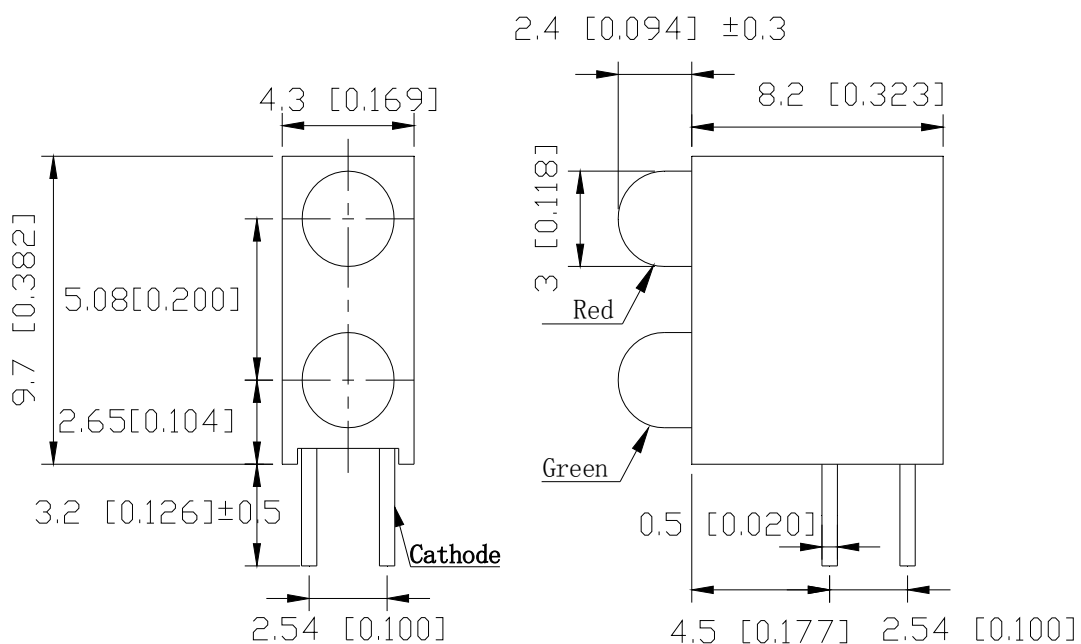
Features:

- Low power consumption.
- High efficiency.
- Good control and free combinations on the colors of LED lamps.
- Good lock and easy to assembly.
- Stackable and easy to assembly.
- Stackable vertically and easy to assembly.
- Stackable horizontally and easy to assembly.
- Versatile mounting on P.C board or panel.
- Black case enhances contrast ratio.

Applications:

- Computer.
- Communication.
- Industrial.

Part No.	Emitting Color	Lens Color(LED)
RND 135-00104	Red	Red Diffused
	Green	Green Diffused



Absolute Maximum Ratings at Ta=25°C

Parameters		Symbol	Max.	Unit
Power Dissipation	Red	PD	72	mW
	Green		72	
Peak Forward Current (1/10 Duty Cycle, 0.1ms Pulse Width)		IFP	100	mA
Red Chip Forward Current		IF	30	mA
Green Chip Forward Current		IF	30	mA
Reverse Voltage		VR	5	V
Electrostatic Discharge (HBM)	Red	ESD	2000	V
	Green		2000	V
Operating Temperature Range		Topr	-40°C to +80°C	
Storage Temperature Range		Tstg	-40°C to +85°C	
Lead Soldering Temperature [4mm (.157") From Body]		Tslid	260°C for 5 Seconds	

Electrical Optical Characteristics at Ta=25°C

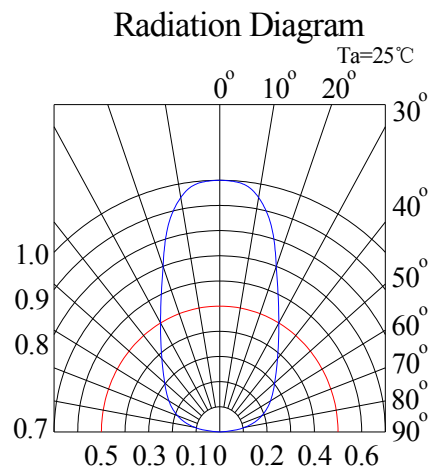
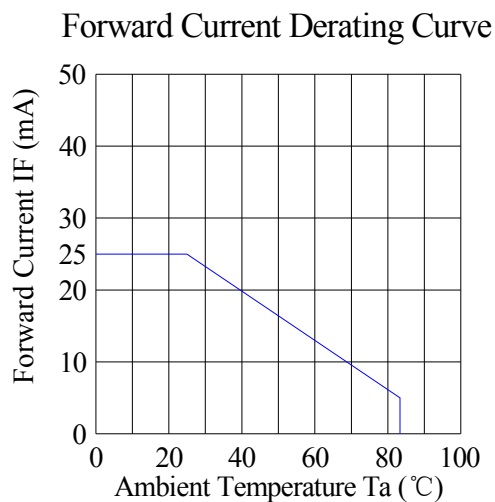
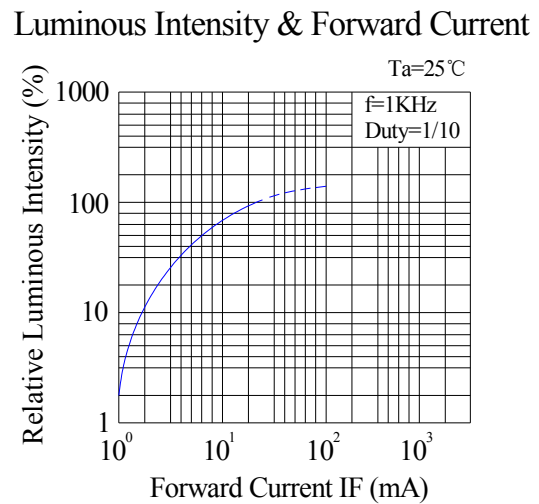
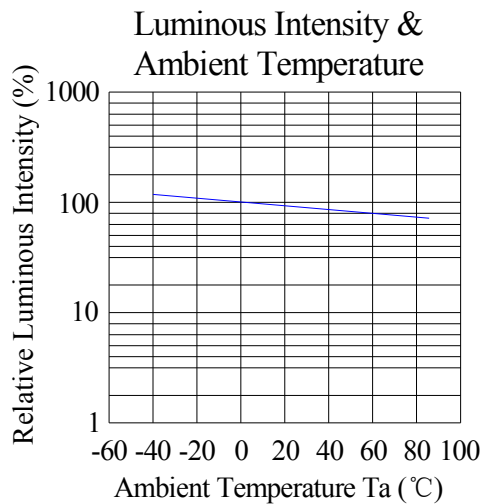
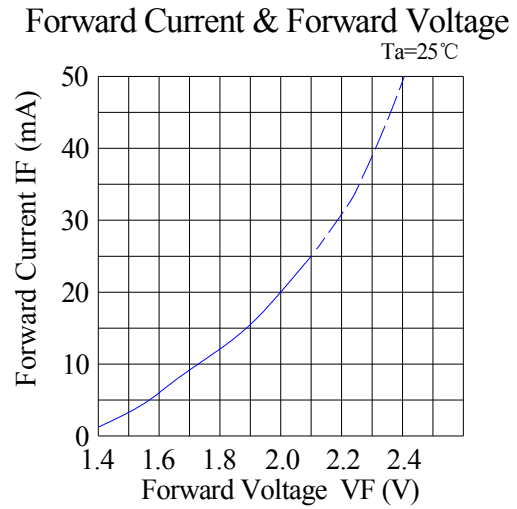
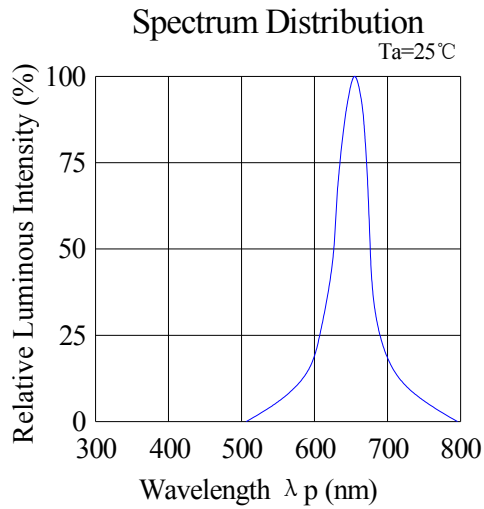
Parameters	Symbol	Emitting Color	Min.	Typ.	Max.	Unit	Test Condition
Luminous Intensity	I _v	Red	20	30	---	mcd	IF=20mA
		Green	15	25	---		
Viewing Angle	2θ _{1/2}	Red	---	60	---	Deg	IF=20mA
		Green	---	60	---		
Peak Emission Wavelength	λ _p	Red	---	660	---	nm	IF=20mA
		Green	---	575	---		
Dominant Wavelength	λ _d	Red	---	640	---	nm	IF=20mA
		Green	---	572	---		
Spectral Line Half-Width	Δλ	Red	---	30	---	nm	IF=20mA
		Green	--	35	---		
Forward Voltage	V _F	Red	1.60	2.00	2.40	V	IF=20mA
		Green	1.60	2.00	2.40		
Reverse Current	I _R	Red	---	---	10	μA	VR=5V
		Green					

Notes:

1. Luminous Intensity Measurement allowance is ± 10%.
2. θ_{1/2} is the off-axis angle at which the luminous intensity is half the axial luminous intensity.
3. The dominant wavelength (λ_d) is derived from the CIE chromaticity diagram and represents the single wavelength which defines the color of the device

Typical Electrical / Optical Characteristics Curves (25°C Ambient Temperature Unless Otherwise Noted)

Red:



Typical Electrical / Optical Characteristics Curves (25°C Ambient Temperature Unless Otherwise Noted)

Green:

