

OTi DALI 80/220-240/24 1CH

CV Power supplies with DALI



Product family features

- Dimmable via Touch DIM (if supported)
- LED driver whose output power can be shared arbitrarily among the 2 or 4 channels
- Dimming range: 0.1...100 %
- Line frequency: 0 Hz | 50 Hz | 60 Hz

Product family benefits

- Intelligent power matching thanks to Smart power supply
- Slim form factor for mounting on the cove or in linear luminaires
- Reduced flicker thanks to high PWM frequency
- Suitable for installation in emergency lighting systems according to EN 60598-2-22
- Available as single-channel or multi-channel with DT6 and DT8 in one device
- DALI message detection "LED Module failure"
- IP rating: IP20

Areas of application

- Cove lighting, wall washer, corridor, handrail, luminous ceilings
- Suitable for use in luminaires of protection class I and II

Technical data

Electrical data

Nominal input voltage	220...240 V
Mains frequency	50/60 Hz
Input voltage AC	198...264 V
Total harmonic distortion	< 5 %
Power factor λ	> 0.95
Efficiency in full-load	93 % ¹⁾
Device power loss	6.0 W
Networked standby power	< 0.50 W ¹⁾
Inrush current	46 A
Max. ECG no. on circuit breaker 10 A (B)	9
Max. ECG no. on circuit breaker 10 A (C)	15
Max. ECG no. on circuit breaker 16 A (B)	15
Max. ECG no. on circuit breaker 16 A (C)	25
Max. ECG no. on circuit breaker 25 A (B)	23
Surge capability (L-N)	1 kV
Nominal output voltage	24 V ²⁾
U-OUT (working voltage)	24.2 V
Nominal output power	80 W
Maximum output power	80 W ³⁾
Galvanic isolation	SELV
Galvanic isolation primary/secondary	3.75 kV
Input voltage DC	176...276 V
Output PWM frequency	> 2000 Hz
Output ripple Voltage (100 Hz)	< 1 %

¹⁾ at 230 V, 50 Hz

²⁾ DC voltage

³⁾ at steady state

Dimensions & weight

Mounting hole spacing, length	300.6 mm
Product weight	191.00 g
Cable cross-section, input side	0.5...2.5 mm ²
Cable cross-section, output side	0.2...1.5 mm ²
Wire preparation length, input side	6.0 mm
Wire preparation length, output side	5.0 mm
Length	346.0 mm

Product datasheet

Width	32.0 mm
Height	22.0 mm

Colors & materials

Casing material	Plastic
-----------------	---------

Temperatures & operating conditions

Ambient temperature range	-20...+45 °C
Maximum temperature at tc test point	85 °C
Max.housing temperature in case of fault	115 °C
Temperature range at storage	-40...+85 °C
Permitted rel. humidity during operation	5...85 % ¹⁾

¹⁾ Maximum 56 days/year at 85 %

Lifespan

ECG lifetime	50000 h
--------------	---------

Capabilities

Dimmable	Yes
Dimming interface	DALI-2
Dimming range	0.1...100 %
Dimming method	Pulse Width Modulation
Overheating protection	Automatic reversible
Overload protection	Automatic reversible
Short-circuit protection	Automatic reversible
No-load proof	Yes
Intended for no-load operation	No
Suitable for fixtures with prot. class	I / II
Type of connection, input side	Screw terminal
Type of connection, output side	Screw terminal
Control interface	DALI-2
Number of channels	1

Programming

Tuner4TRONIC	Yes
--------------	-----

Certificates & standards

Approval marks – approval	BIS / CCC / CE / EAC / EL / ENEC 10 / RCM / VDE / VDE-ENEC
---------------------------	--

Product datasheet

Standards	Acc. to EN 61347-1/Acc. to EN 61347-2-13/Acc. to EN 61547/Acc. to EN 61000-3-2/Acc. to EN 62384/Acc. to EN 60598-2-22/Acc. to EN 62386/Acc. to EN 55015
Protection class	II







Logistical data

Commodity code	850440829000
-----------------------	--------------

Equipment / Accessories

- Suitable for 24 V LED modules

Download Data

File	
	User instruction OPTOTRONIC LED Power Supply
	Product Datasheet Technical datasheet OTi DALI 50-80_220-240_24 1CH (EN)
	Certificates OT ENEC 40050684 060421
	Certificates IT DALI 1CH 4CH DT6 DT8 CB DE1 64778 070421
	Certificates OT EMC 40038482 220421
	CAD data 3-dim OTi DALI 50-80 220-240 24 _ 3D stp file

Ecodesign regulation information:

Intended for use with LED modules.

The forward voltage of the LED light source shall be within the defined operating window of the control gear in all operating conditions including dimming if applicable.

Separate control gear and light sources must be disposed of at certified disposal companies in accordance with Directive 2012/19/EU (WEEE) in the EU and with Waste Electrical and Electronic Equipment (WEEE) Regulations 2013 in the UK. For this purpose, collection points for recycling centres and take-back systems (CRSO) are available from retailers or private disposal companies, which accept separate control gear and light sources free of charge. In this way, raw materials are conserved and materials are recycled.

Product datasheet

Logistical Data

Product code	Product description	Packaging unit (Pieces/Unit)	Dimensions (length x width x height)	Volume	Gross weight
4062172177986	OTi DALI 80/220-240/24 1CH	Shipping carton box 20	370 mm x 170 mm x 113 mm	7.11 dm ³	3998.00 g

The mentioned product code describes the smallest quantity unit which can be ordered. One shipping unit can contain one or more single products. When placing an order, for the quantity please enter single or multiples of a shipping unit.

Disclaimer

Subject to change without notice. Errors and omission excepted. Always make sure to use the most recent release.