

## OT FIT 75/220...240/700 D LT2 UF L

OPTOTRONIC FIT D LT2 UF L | Linear / Area Constant Current – Non dimmable



### Product family features

- Line frequency: 0 Hz | 50 Hz | 60 Hz
- Versatile window driver up to 75 W due to flexible output characteristic
- Supply voltage: 220...240 V
- Available with output current range: up to 700 mA
- Non-isolated drivers

### Product family benefits

- Ultra-flat housing (11 mm height) for innovative luminaire designs and applications
- Flexible and future-proof current setting via NFC and LT2
- Lifetime: up to 100,000 h (temperature at  $T_c = 65\text{ }^\circ\text{C}$ , max. 10 % failure rate)
- Higher quality of light thanks to < 1% output ripple current
- Very high efficiency
- Fulfill safety requirement due to overload, overtemperature, Hot Plug protection

### Areas of application

- Linear lighting for office, education, industry, storage areas and retail
- Installation in emergency lighting systems according to IEC 61347-2-13, appendix J
- Suitable for luminaires of protection class I



## Technical data

### Electrical data

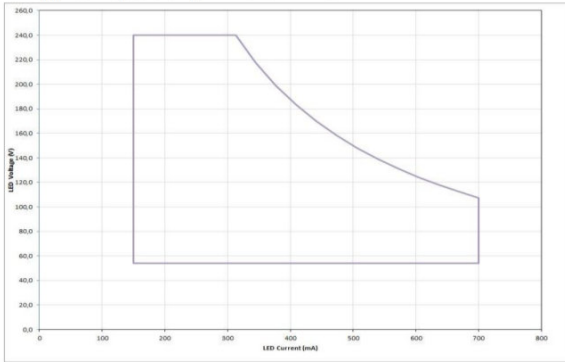
Nominal input voltage	220...240 V
Mains frequency	0/50/60 Hz
Input voltage AC	198...264 V
Input voltage DC	176...276 V
Current set	LEDset2 / NFC
Power factor $\lambda$	> 0.95
Efficiency in full-load	93 % <sup>1)</sup>
Device power loss	7.0 W
Inrush current	20 A
Max. ECG no. on circuit breaker 10 A (B)	12
Max. ECG no. on circuit breaker 10 A (C)	-
Max. ECG no. on circuit breaker 16 A (B)	20
Max. ECG no. on circuit breaker 16 A (C)	-
Max. ECG no. on circuit breaker 25 A (B)	-
Surge capability (L/N-Ground)	2 kV
Surge capability (L-N)	1 kV
Nominal output voltage	54...240 V
Nominal output current	150...700 mA <sup>2)</sup>
Output current LEDset open	75 mA
Output current LEDset shorted	125 mA
Default output current	75 mA <sup>3)</sup>
Output ripple current (100 Hz)	< 1 %
Output PSTLM	$\leq 1$
Output SVM	$\leq 0.4$
Nominal output power	8.0...75 W
Maximum output power	75 W
Galvanic isolation	Non isolated

<sup>1)</sup> at 230 V, 50 Hz

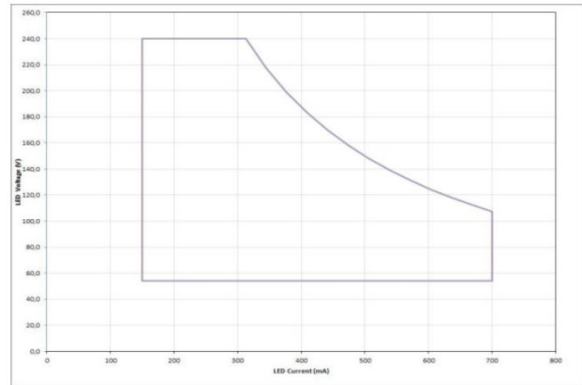
<sup>2)</sup>  $\pm 5\%$

<sup>3)</sup> LEDset deactivated

Typical operating window – 75W



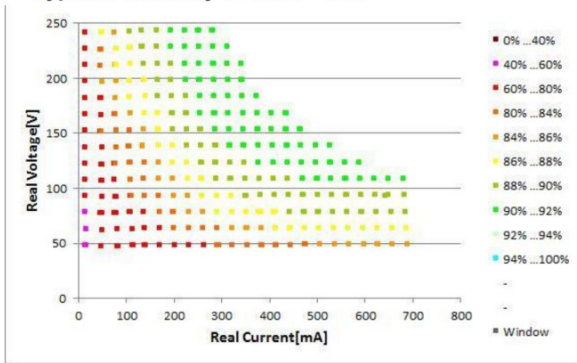
Typical operating window – 75W



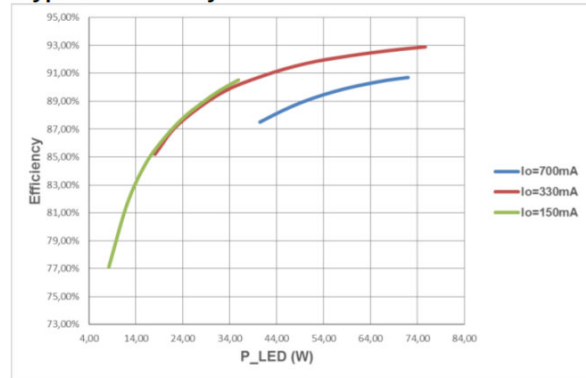
OT FIT 75220-240700 D LT2 UFL Operating Window

OT FIT 75220-240700 D LT2 UFL Operating Window

Typical Efficiency vs load – 75W



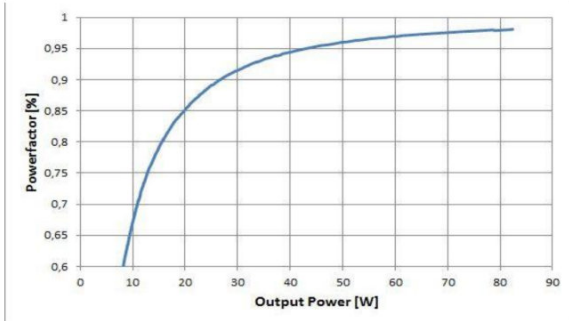
Typical Efficiency vs load – 75W



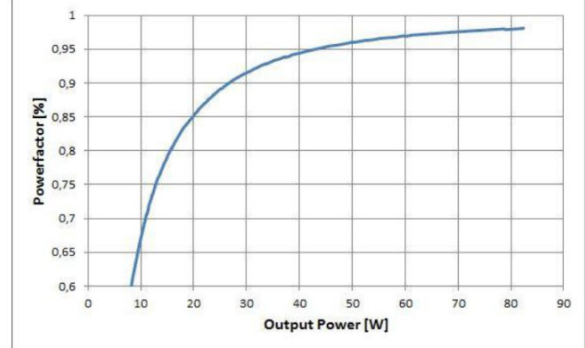
OT FIT 75220-240700 D LT2 UFL Typical Efficiency vs. Load (230 V 50 Hz)

OT FIT 75220-240700 D LT2 UFL Typical Efficiency vs. Load (230 V 50 Hz)

Typical Power factor vs. load – 75W



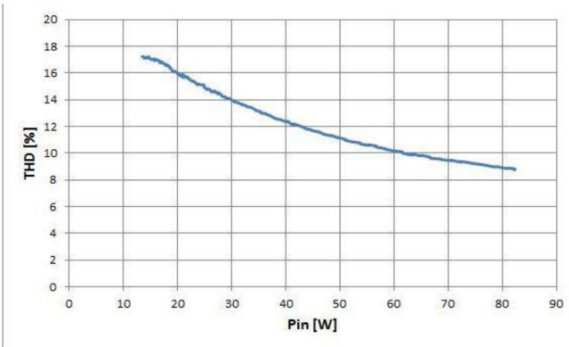
Typical Power factor vs. load – 75W



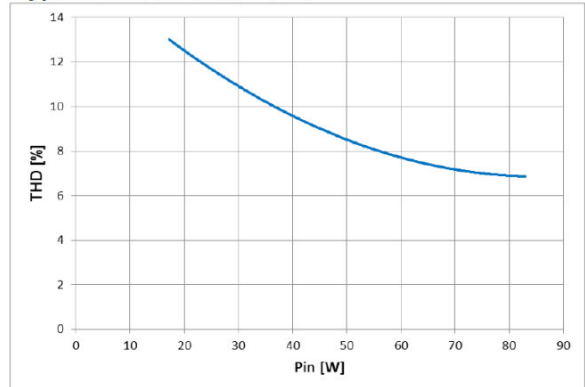
OT FIT 75220-240700 D LT2 UFL Typical Power Factor vs. Load

OT FIT 75220-240700 D LT2 UFL Typical Power Factor vs. Load

Typical THD vs load – 75W



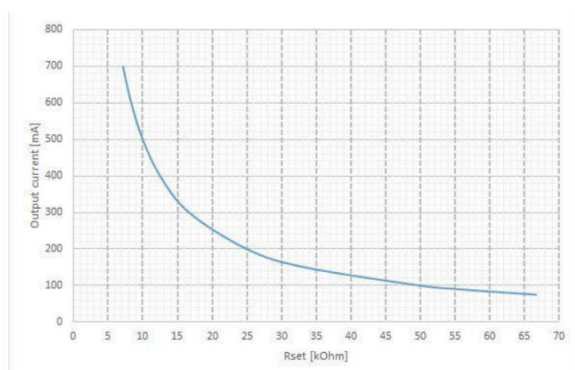
Typical THD vs load – 75W



OT FIT 75220-240700 D LT2 UFL Typical THD Vs Load

OT FIT 75220-240700 D LT2 UFL Typical THD Vs Load

## Product datasheet



OT FIT 35,75220-240400,700 D LT2 UFL Typical Iout vs Rset (LEDset2 mode)

## Dimensions & weight



<b>Mounting hole spacing, length</b>	350.0 mm
<b>Product weight</b>	180.00 g
<b>Cable cross-section, input side</b>	0.5...1.5 mm <sup>2</sup>
<b>Cable cross-section, output side</b>	0.5...1.5 mm <sup>2</sup>
<b>Wire preparation length, input side</b>	8.0...9.0 mm
<b>Length</b>	360.0 mm
<b>Width</b>	30.0 mm
<b>Height</b>	11.0 mm

## Product datasheet

### Temperatures & operating conditions

Ambient temperature range	-25...+50 °C
Maximum temperature at tc test point	75 °C
Max.housing temperature in case of fault	110 °C
Temperature range at storage	-40...+85 °C
Permitted rel. humidity during operation	5...85 % <sup>1)</sup>

<sup>1)</sup> Maximum 56 days/year at 85 %

### Lifespan

ECG lifetime	100000 / 50000 h <sup>1)</sup>
--------------	--------------------------------

<sup>1)</sup> At maximum  $T_c = 75^\circ\text{C}$  / 10% failure rate / At  $T_c = 65^\circ\text{C}$  / 10% failure rate

### Expected Lifetime

Product name				
OT FIT 75/220...240/700 D LT2 UF L	ECG ambient temperature [ta]	50	-	-
	Temperature at tc-point [°C]	75	-	-
	Lifetime [h]	50000 <sup>1)</sup>	-	-

<sup>1)</sup> Max. 10% failure rate at tc max and input voltage 230 V<sub>AC</sub>

### Capabilities

Dimmable	No
Overheating protection	Automatic reversible
Overload protection	Automatic reversible
Short-circuit protection	Automatic reversible
No-load proof	Yes
Intended for no-load operation	No
Max. cable length to lamp/LED module	2.0 m
Suitable for fixtures with prot. class	I
Number of channels	1

### Programming

Tuner4TRONIC Field App	Yes
Programming device	NFC

### Certificates & standards












## Product datasheet

<b>Approval marks – approval</b>	EL / VDE-ENEC / EAC / CCC / BIS / RCM / CE / VDE-EMC
<b>Standards</b>	Acc. to EN 61347-1/Acc. to EN 61347-2-13/Acc. to EN 62384/Acc. to EN 61000-3-2/Acc. to EN 61000-3-3/Acc. to EN 61547
<b>Type of protection</b>	IP20

### Logistical data

<b>Commodity code</b>	850440829000
-----------------------	--------------

### Download Data

File	
	User instruction OPTOTRONIC LED Power Supply
	Certificates OT EMC 40050085 200220
	Certificates OT ENEC 40038085 130720
	Certificates OT EMC 40044675 250621
	Declarations of conformity OT FIT D LT2 UF L CE 3661214 030921
	Declarations of conformity EATON(CEAG) Conformity declaration AM17671_OT_FIT75_220-240_700_D_LT2_UF_L
	Declarations of conformity INOTEC Conformity declaration AM17671_OT_FIT75_220-240_700_D_LT2_UF_L
	CAD data OT FIT LT2 UFL IGS 121119
	CAD data OT FIT LT2 UFL STEP 121119
	CAD Data 2-dim OT FIT LT2 UFL CAD2PDF 121119
	CAD data 3-dim OT FIT LT2 UFL CAD3PDF 121119

## Product datasheet

---

### Ecodesign regulation information:

Intended for use with LED modules.

The forward voltage of the LED light source shall be within the defined operating window of the control gear in all operating conditions including dimming if applicable.

Separate control gear and light sources must be disposed of at certified disposal companies in accordance with Directive 2012/19/EU (WEEE) in the EU and with Waste Electrical and Electronic Equipment (WEEE) Regulations 2013 in the UK. For this purpose, collection points for recycling centres and take-back systems (CRSO) are available from retailers or private disposal companies, which accept separate control gear and light sources free of charge. In this way, raw materials are conserved and materials are recycled.

---

### Logistical Data

Product code	Product description	Packaging unit (Pieces/Unit)	Dimensions (length x width x height)	Volume	Gross weight
4052899590984	OT FIT 75/220...240/700 D LT2 UF L	Shipping carton box 20	385 mm x 160 mm x 66 mm	4.07 dm <sup>3</sup>	3717.00 g

The mentioned product code describes the smallest quantity unit which can be ordered. One shipping unit can contain one or more single products. When placing an order, for the quantity please enter single or multiples of a shipping unit.

---

### Disclaimer

Subject to change without notice. Errors and omission excepted. Always make sure to use the most recent release.