

OT FIT 380/220...400/1A4 D NFC HC L

OPTOTRONIC FIT D NFC HC L | Linear / Area Constant Current – Non dimmable



Product family features

- Line frequency: 47.5...60 Hz
- Versatile scope of application due to output power range of up to 380 W
- Supply voltage: 220...240 V / 277 V / 400 V
- Available with output current range: up to 1,400 mA
- Non-isolated drivers

Product family benefits

- Global usage - CE & cURus approval
- Flexible and future-proof current setting via NFC (Near Field Communication)
- Lifetime: up to 100,000 h (temperature at $T_c = 65$ °C, max. 10 % failure rate)
- Higher quality of light thanks to < 1% output ripple current
- Very high efficiency (up to 97%)
- Protection against 4 kV burst and 2 kV surge voltage (L-N and L-N/PE)

Areas of application

- Linear and area lighting
- Greenhouse lighting
- Industry lighting
- Suitable for luminaires of protection class I



Technical data

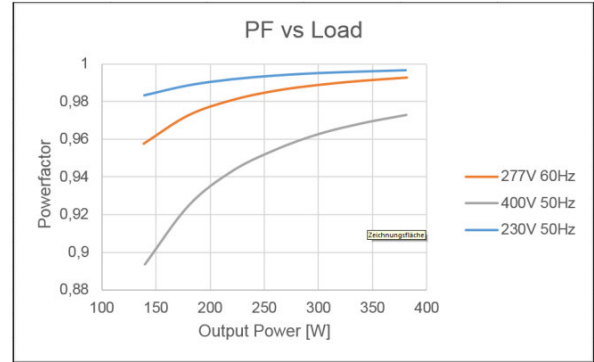
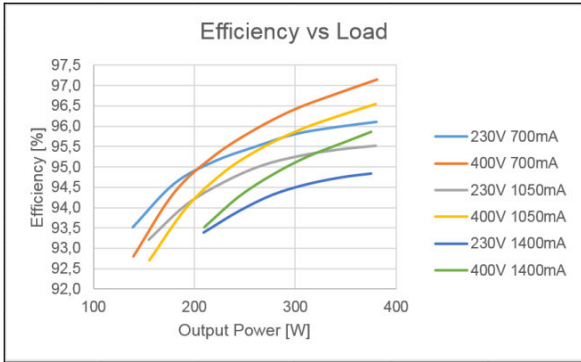
Electrical data

Nominal input voltage	220...240/277/400 V
Mains frequency	50/60 Hz
Input voltage AC	198...440 V
Current set	NFC
Power factor λ	> 0.99
Efficiency in full-load	97 % ¹⁾
Device power loss	20 W
Inrush current	$\leq 11 / \leq 19 \text{ A}$ ²⁾
Max. ECG no. on circuit breaker 10 A (B)	8
Max. ECG no. on circuit breaker 10 A (C)	-
Max. ECG no. on circuit breaker 16 A (B)	13 ³⁾
Max. ECG no. on circuit breaker 16 A (C)	12
Max. ECG no. on circuit breaker 25 A (B)	-
Surge capability (L/N-Ground)	2 kV
Surge capability (L-N)	2 kV
Nominal output voltage	150...550 V
Nominal output current	400...1400 mA
Default output current	400 mA
Output ripple current (100 Hz)	< 1 %
Output PSTLM	≤ 1
Output SVM	≤ 0.4
Nominal output power	140...380 W
Maximum output power	380 W
Galvanic isolation	Non isolated

¹⁾ at 400 V, 50 Hz

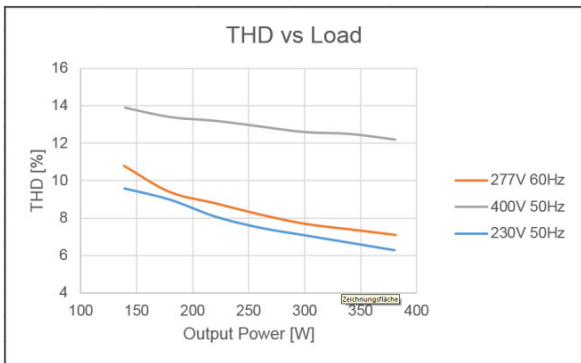
²⁾ At 230V / At 400V

³⁾ At 230 V



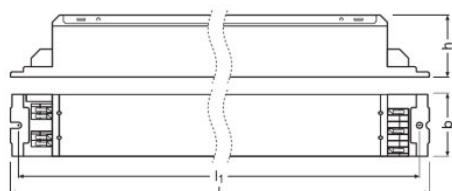
Typical Efficiency vs. Load OT FIT 380220-4001A4 D NFC HCL

Typical Power Factor vs. Load OT FIT 380220-4001A4 D NFC HCL



Typical THD Vs Load OT FIT 380220-4001A4 D NFC HCL

Dimensions & weight



Mounting hole spacing, length	380.0 mm
Product weight	645.00 g
Cable cross-section, input side	0.5...1.5 mm ²
Cable cross-section, output side	0.5...1.5 mm ²
Wire preparation length, input side	8.0...9.0 mm
Length	400.0 mm
Width	40.0 mm
Height	40.0 mm

Temperatures & operating conditions

Ambient temperature range	-25...+70 °C
Maximum temperature at tc test point	85 °C
Max.housing temperature in case of fault	110 °C
Temperature range at storage	-40...+85 °C
Permitted rel. humidity during operation	5...85 % ¹⁾

¹⁾ Maximum 56 days/year at 85 %

Lifespan

ECG lifetime	100000 / 50000 h
---------------------	------------------

Capabilities

Dimmable	No
Overheating protection	Automatic reversible
Overload protection	Automatic reversible
Short-circuit protection	Automatic reversible
No-load proof	Yes
Intended for no-load operation	No

Product datasheet

Max. cable length to lamp/LED module	2.0 m
Suitable for fixtures with prot. class	I
Number of channels	1

Programming

Box programming	Yes
Tuner4TRONIC Field App	Yes
Programming device	NFC Reader





Certificates & standards

Approval marks – approval	CE / VDE-ENEC / VDE-EMC / EAC / CCC / BIS / cURus
Standards	Acc. to IEC 61347-1/Acc. to IEC 61347-2-13/Acc. to IEC 62384/Acc. to IEC 61000-3-2/Acc. to IEC 61000-3-3/Acc. to IEC 61547/Acc. to CISPR 15/UL-8750/Acc. to FCC 47 part 15 class A
Type of protection	IP20

Logistical data

Commodity code	850440829000
----------------	--------------

Download Data

File	
	User instruction OPTOTRONIC LED Power Supply
	User instruction OPTOTRONIC LED Power Supply
	Certificates OT ENEC 40038085 130720
	Certificates OT EMC 40044675 250621
	Declarations of conformity OT FIT D NFC HC L CE 3790189 030921
	CAD data OT FIT 380 D NFC HC L IGS 091019
	CAD data OT FIT 380 D NFC HC L STEP 091019
	CAD data PDF OT FIT 380 D NFC HC L CAD2PDF 091019
	CAD data PDF OT FIT 380 D NFC HC L CAD3PDF 091019

Product datasheet

Ecodesign regulation information:

Intended for use with LED modules.

The forward voltage of the LED light source shall be within the defined operating window of the control gear in all operating conditions including dimming if applicable.

Separate control gear and light sources must be disposed of at certified disposal companies in accordance with Directive 2012/19/EU (WEEE) in the EU and with Waste Electrical and Electronic Equipment (WEEE) Regulations 2013 in the UK. For this purpose, collection points for recycling centres and take-back systems (CRSO) are available from retailers or private disposal companies, which accept separate control gear and light sources free of charge. In this way, raw materials are conserved and materials are recycled.

Logistical Data

Product code	Product description	Packaging unit (Pieces/Unit)	Dimensions (length x width x height)	Volume	Gross weight
4062172063586	OT FIT 380/220...400/1A4 D NFC HC L	Shipping carton box 10	423 mm x 208 mm x 100 mm	8.80 dm ³	6639.00 g

The mentioned product code describes the smallest quantity unit which can be ordered. One shipping unit can contain one or more single products. When placing an order, for the quantity please enter single or multiples of a shipping unit.

Disclaimer

Subject to change without notice. Errors and omission excepted. Always make sure to use the most recent release.