

# Series L3 / Ø 3mm

Colour: white

Sloan Part No.: L3-W32N-BVW

## Electrical and Optical Characteristics (T<sub>A</sub> = 25°C)

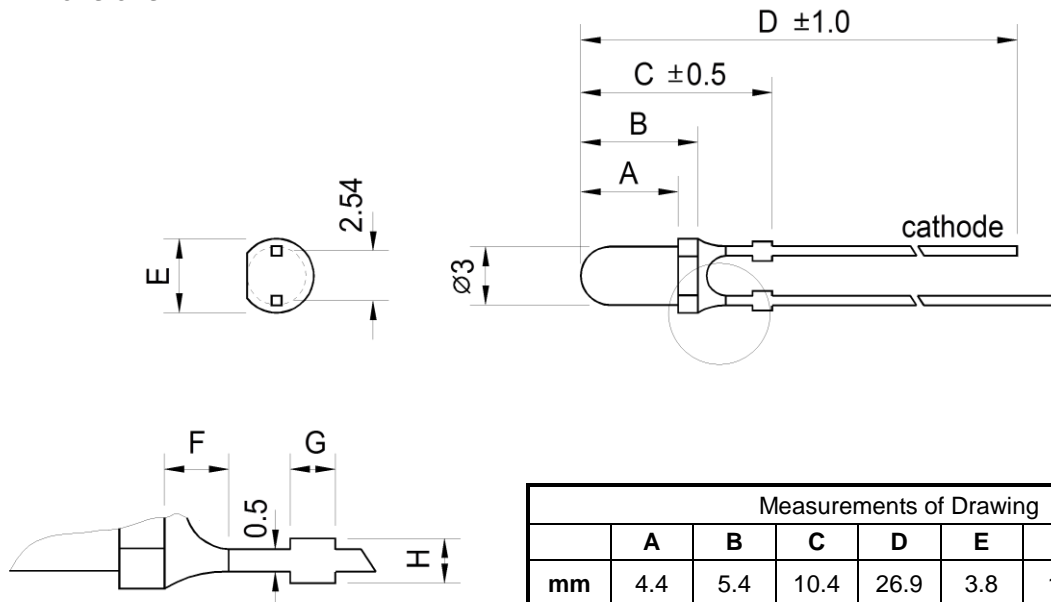
Chip			Lens	Absolute Maximum Ratings				Electro-Optical-Data's at 20mA					Viewing Angle 2 θ ½ (deg)
Emitted Colour	Chromaticity Coordinates	Colour Temperature (°K)		Δλ (nm)	Pd (mW)	If (mA)	Peak If (mA)	Forward Voltage Vf (V)		Luminous Intensity Iv (mcd)			
			typ.					max.	min.	typ.	max.		
white	x=0.31 y=0.32	5500-9000	milky	-	105	30	100	3.2	3.5	2520	3745	5040	60°

Peak Forward Current (1/10 Duty Cycle, 10ms Pulse Width)

## Absolute Maximum Ratings (T<sub>A</sub> = 25°C)

Reverse Voltage	5V
Reverse Current (V <sub>R</sub> = 5V)	≤50μA
Operating Temperature Range	- 30°C ~ 85°C
Storage Temperature Range	- 40°C ~ 100°C
Lead Soldering Temperature (3mm below the body)	265°C for 3 seconds

## Package Dimensions

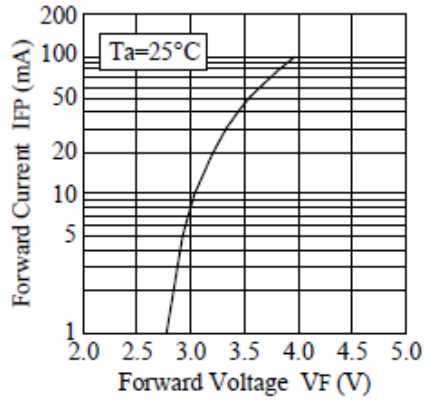


1. All dimensions are in millimeters.
2. Tolerance is ±0.25mm unless otherwise specified.
3. Lead spacing is measured where the leads emerge from the package
4. Specifications are subject to change without notice.

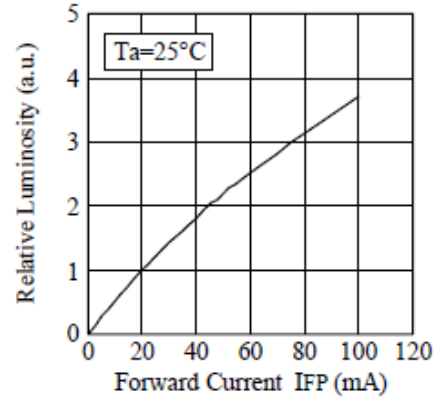
## Sloan Part No.: L3-W32N-BVW

### Electrical and Optical Characteristics ( $T_A = 25^\circ\text{C}$ )

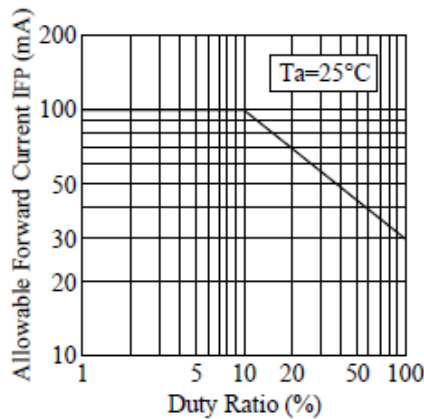
#### ■ Forward Voltage vs. Forward Current



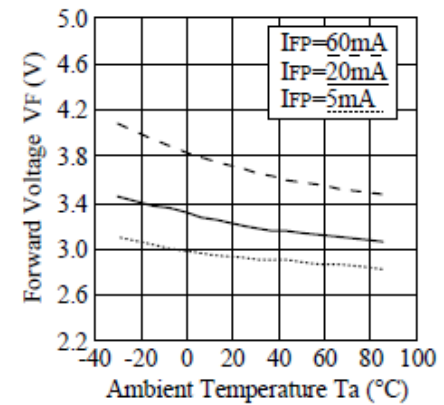
#### ■ Forward Current vs. Relative Luminosity



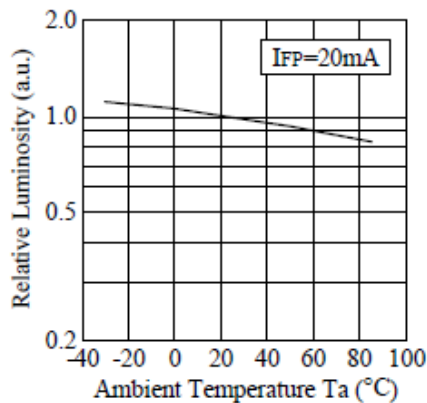
#### ■ Duty Ratio vs. Allowable Forward Current



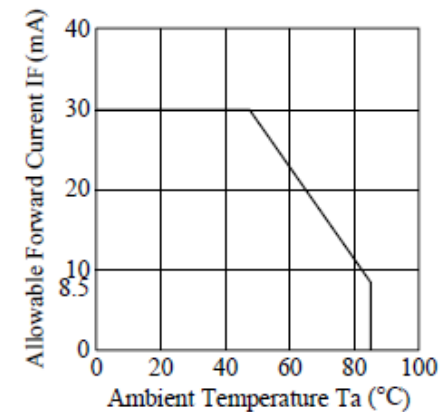
#### ■ Ambient Temperature vs. Forward Voltage



#### ■ Ambient Temperature vs. Relative Luminosity



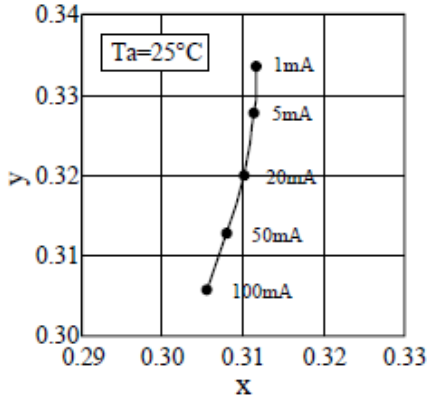
#### ■ Ambient Temperature vs. Allowable Forward Current



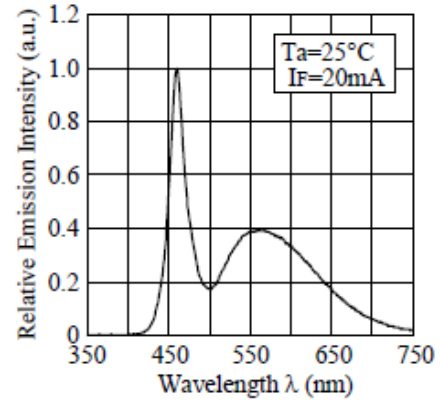
Sloan Part No.: L3-W32N-BVW

Electrical and Optical Characteristics ( $T_A = 25^\circ\text{C}$ )

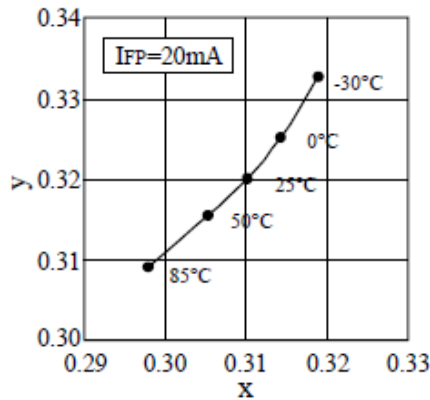
■ Forward Current vs. Chromaticity Coordinate



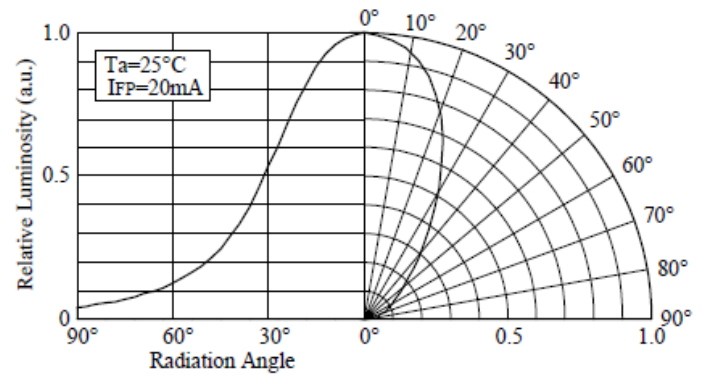
■ Spectrum



■ Ambient Temperature vs. Chromaticity Coordinate



■ Directivity



Soldering:

Dip Soldering		Hand Soldering	
Pre-Heat	120°C Max.	Temperature	350°C Max.
Pre-Heat Time	60 seconds Max.	Soldering Time	3 seconds Max.
Solder Bath Temperature	260°C Max.	Position	No closer than 3 mm from the base of the epoxy bulb.
Dipping Time	10 seconds Max.		
Dipping Position	No lower than 3 mm from the base of the epoxy bulb.		