

Feed-through terminal block - ST 16 - 3036149

Please be informed that the data shown in this PDF Document is generated from our Online Catalog. Please find the complete data in the user's documentation. Our General Terms of Use for Downloads are valid (<http://phoenixcontact.com/download>)




Feed-through terminal block, Connection method: Spring-cage connection, Cross section: 0.2 mm² - 25 mm², AWG: 24 - 4, Width: 12.2 mm, Color: gray, Mounting type: NS 35/15, NS 35/7,5

Why buy this product

- ✓ The flexible options for reducing bridging in the CLIPLINE complete system can be found in "Accessories for the CLIPLINE complete modular terminal block system"
- ✓ The double bridge shaft not only enables individual chain bridging, but also reducing bridging to spring-cage terminal blocks with smaller cross sections



Key commercial data

Packing unit	50 pc
GTIN	 4 017918 819309
Weight per Piece (excluding packing)	36.98 g
Custom tariff number	85369010
Country of origin	Poland

Technical data

General

Number of levels	1
Number of connections	2
Color	gray
Insulating material	PA
Inflammability class according to UL 94	V0
Maximum load current	90 A (with 25 mm ² conductor cross section)
Rated surge voltage	8 kV
Pollution degree	3
Surge voltage category	III
Insulating material group	I

Feed-through terminal block - ST 16 - 3036149

Technical data

General

Connection in acc. with standard	IEC 60947-7-1
Maximum load current	90 A (with 25 mm ² conductor cross section)
Nominal current I _N	76 A
Nominal voltage U _N	1000 V
Maximum load current	90 A (with 25 mm ² conductor cross section)
Open side panel	ja
Shock protection test specification	DIN EN 50274 (VDE 0660-514):2002-11
Back of the hand protection	guaranteed
Surge voltage test setpoint	9.8 kV
Result of surge voltage test	Test passed
Power frequency withstand voltage setpoint	2.2 kV
Result of power-frequency withstand voltage test	Test passed
Checking the mechanical stability of terminal points (5 x conductor connection)	Test passed
Bending test rotation speed	10 rpm
Bending test turns	135
Bending test conductor cross section/weight	0.2 mm ² / 0.2 kg
	16 mm ² / 2.9 kg
	25 mm ² / 4.5 kg
Result of bending test	Test passed
Conductor cross section tensile test	0.2 mm ²
Tractive force setpoint	10 N
Conductor cross section tensile test	16 mm ²
Tractive force setpoint	100 N
Conductor cross section tensile test	25 mm ²
Tractive force setpoint	135 N
Tensile test result	Test passed
Tight fit on carrier	NS 35
Setpoint	5 N
Result of tight fit test	Test passed
Requirements, voltage drop	≤ 3.2 mV
Result of voltage drop test	Test passed
Temperature-rise test	Test passed
Conductor cross section short circuit testing	16 mm ²
Short-time current	1.92 kA
Short circuit stability result	Test passed
Ageing test for screwless modular terminal block temperature cycles	192
Result of aging test	Test passed
Proof of thermal characteristics (needle flame) effective duration	30 s
Result of thermal test	Test passed

Feed-through terminal block - ST 16 - 3036149

Technical data

General

Temperature index, insulating material (DIN EN 60216-1 (VDE 0304-21))	130 °C
Static insulating material application in cold	-60 °C

Dimensions

Width	12.2 mm
End cover width	2.2 mm
Length	80 mm
Height NS 35/7,5	51.5 mm
Height NS 35/15	59 mm

Connection data

Connection in acc. with standard	IEC 60947-7-1
Connection method	Spring-cage connection
Conductor cross section solid min.	0.2 mm ²
Conductor cross section solid max.	25 mm ²
Conductor cross section AWG/kcmil min.	24
Conductor cross section AWG/kcmil max.	4
Conductor cross section stranded min.	0.2 mm ²
Conductor cross section stranded max.	16 mm ²
Min. AWG conductor cross section, stranded	24
Max. AWG conductor cross section, stranded	6
Conductor cross section stranded, with ferrule without plastic sleeve min.	0.25 mm ²
Conductor cross section stranded, with ferrule without plastic sleeve max.	16 mm ²
Conductor cross section stranded, with ferrule with plastic sleeve min.	0.25 mm ²
Conductor cross section stranded, with ferrule with plastic sleeve max.	16 mm ²
2 conductors with same cross section, stranded, TWIN ferrules with plastic sleeve, min.	1.5 mm ²
2 conductors with same cross section, stranded, TWIN ferrules with plastic sleeve, max.	4 mm ²
Stripping length	18 mm
Internal cylindrical gage	A7

Classifications

eCl@ss

eCl@ss 4.0	27141121
eCl@ss 4.1	27141121
eCl@ss 5.0	27141120
eCl@ss 5.1	27141120
eCl@ss 6.0	27141120

Feed-through terminal block - ST 16 - 3036149

Classifications

eCl@ss

eCl@ss 7.0	27141120
eCl@ss 8.0	27141120

ETIM

ETIM 2.0	EC000897
ETIM 3.0	EC000897
ETIM 4.0	EC000897
ETIM 5.0	EC000897

UNSPSC

UNSPSC 6.01	30211811
UNSPSC 7.0901	39121410
UNSPSC 11	39121410
UNSPSC 12.01	39121410
UNSPSC 13.2	39121410

Approvals

Approvals

Approvals


CSA / UL Recognized / VDE Gutachten mit Fertigungsüberwachung / cUL Recognized / LR / GL / BV / DNV / RS / KR / NK / IECCEB Scheme / EAC / cULus Recognized

Ex Approvals

IECEX / ATEX / EAC Ex

Approvals submitted

Approval details

		B	C
	mm ² /AWG/kcmil	16-4	16-4
	Nominal current I _N	85 A	85 A
	Nominal voltage U _N	600 V	600 V

Feed-through terminal block - ST 16 - 3036149

Approvals

UL Recognized

	B	C
mm ² /AWG/kcmil	16-4	16-4
Nominal current IN	85 A	85 A
Nominal voltage UN	600 V	600 V

VDE Gutachten mit Fertigungsüberwachung

mm ² /AWG/kcmil	1.5-16
Nominal current IN	76 A
Nominal voltage UN	800 V

cUL Recognized

	B	C
mm ² /AWG/kcmil	16-4	16-4
Nominal current IN	85 A	85 A
Nominal voltage UN	600 V	600 V

LR

GL

mm ² /AWG/kcmil	16
Nominal current IN	76 A
Nominal voltage UN	800 V

BV

DNV


RS

KR

Feed-through terminal block - ST 16 - 3036149

Approvals

NK

IECEE CB Scheme 	
mm ² /AWG/kcmil	1.5-16
Nominal current I _N	76 A
Nominal voltage U _N	800 V

EAC

cULus Recognized 

Accessories

Accessories

Documentation

Mounting material - ST-IL - 3039900

Operating decal for the ST terminal block



End cover

End cover - D-ST 16 - 3036657



End cover, Length: 80 mm, Width: 2.2 mm, Height: 51.1 mm, Color: gray

Insulating sleeve

Feed-through terminal block - ST 16 - 3036149

Accessories

Insulating sleeve - MPS-IH WH - 0201663



Insulating sleeve, Color: white

Insulating sleeve - MPS-IH RD - 0201676



Insulating sleeve, Color: red

Insulating sleeve - MPS-IH BU - 0201689



Insulating sleeve, Color: blue

Insulating sleeve - MPS-IH YE - 0201692



Insulating sleeve, Color: yellow

Insulating sleeve - MPS-IH GN - 0201702



Insulating sleeve, Color: green

Feed-through terminal block - ST 16 - 3036149


Accessories

Insulating sleeve - MPS-IH GY - 0201728



Insulating sleeve, Color: gray

Insulating sleeve - MPS-IH BK - 0201731



Insulating sleeve, Color: black

Jumper

Plug-in bridge - FBS 2-12 - 3005950



Plug-in bridge, Number of positions: 2, Color: red

Labeled terminal marker

Warning cover - WST 10/35 - 3030006

Warning cover, 5-pos., for terminal widths of 10.2 mm, 12.2 mm, and 16 mm



Zack marker strip - ZB 12 CUS - 0824942



Zack marker strip, can be ordered: Strip, white, labeled according to customer specifications, Mounting type: Snap into tall marker groove, for terminal block width: 12.2 mm, Lettering field: 10.5 x 12.15 mm

Feed-through terminal block - ST 16 - 3036149


Accessories

Marker for terminal blocks - ZB 12,LGS:L1-N,PE - 0812146




Marker for terminal blocks, Strip, white, labeled, Printed horizontally: L1, L2, L3, N, PE, Mounting type: Snap into tall marker groove, for terminal block width: 12.2 mm, Lettering field: 10.5 x 12.15 mm

Marker for terminal blocks - UC-TM 12 CUS - 0824613



Marker for terminal blocks, can be ordered: by sheet, white, labeled according to customer specifications, Mounting type: Snap into tall marker groove, for terminal block width: 12 mm, Lettering field: 11.45 x 10.5 mm

Marker for terminal blocks - UCT-TM 12 CUS - 0829630



Marker for terminal blocks, can be ordered: by sheet, white, labeled according to customer specifications, Mounting type: Snap into tall marker groove, for terminal block width: 12 mm, Lettering field: 10.8 x 9.6 mm

Zack Marker strip, flat - ZBF 12 CUS - 0825018



Zack Marker strip, flat, can be ordered: Strip, white, labeled according to customer specifications, Mounting type: Snap into flat marker groove, for terminal block width: 12 mm, Lettering field: 5.15 x 12.15 mm

Marker for terminal blocks - UC-TMF 12 CUS - 0824670




Marker for terminal blocks, can be ordered: by sheet, white, labeled according to customer specifications, Mounting type: Snap into flat marker groove, for terminal block width: 12 mm, Lettering field: 11.45 x 5.1 mm

Feed-through terminal block - ST 16 - 3036149

Accessories

Marker for terminal blocks - UCT-TMF 12 CUS - 0829686



Marker for terminal blocks, can be ordered: by sheet, white, labeled according to customer specifications, Mounting type: Snap into flat marker groove, for terminal block width: 12 mm, Lettering field: 11.2 x 4.7 mm

Mounting rail

DIN rail perforated - NS 35/ 7,5 PERF 2000MM - 0801733




DIN rail, material: steel galvanized and passivated with a thick layer, perforated, height 7.5 mm, width 35 mm, length: 2000 mm

DIN rail, unperforated - NS 35/ 7,5 UNPERF 2000MM - 0801681



DIN rail, material: Steel, unperforated, height 7.5 mm, width 35 mm, length: 2 m

DIN rail perforated - NS 35/ 7,5 WH PERF 2000MM - 1204119



DIN rail 35 mm (NS 35)

DIN rail - NS 35/ 7,5 WH UNPERF 2000MM - 1204122



DIN rail 35 mm (NS 35)

Feed-through terminal block - ST 16 - 3036149

Accessories

DIN rail, unperforated - NS 35/ 7,5 AL UNPERF 2000MM - 0801704



DIN rail, unperforated, Width: 35 mm, Height: 7.5 mm, Length: 2000 mm, Color: silver

DIN rail perforated - NS 35/ 7,5 ZN PERF 2000MM - 1206421



DIN rail, material: Galvanized, perforated, height 7.5 mm, width 35 mm, length: 2 m

DIN rail, unperforated - NS 35/ 7,5 ZN UNPERF 2000MM - 1206434



DIN rail, material: Galvanized, unperforated, height 7.5 mm, width 35 mm, length: 2 m

DIN rail, unperforated - NS 35/ 7,5 CU UNPERF 2000MM - 0801762



DIN rail, material: Copper, unperforated, height 7.5 mm, width 35 mm, length: 2 m

End cap - NS 35/ 7,5 CAP - 1206560



DIN rail end piece, for DIN rail NS 35/7.5

Planning and marking software

Feed-through terminal block - ST 16 - 3036149


Accessories

Software - CLIP-PROJECT ADVANCED - 5146040



Multilingual software for easy planning of Phoenix Contact on DIN rails together with the integrated TRABTECH-select software module for planning comprehensive surge protection concepts.

Software - CLIP-PROJECT PROFESSIONAL - 5146053



Multi-lingual software for terminal strip project planning. A marking module allows professional labeling of markers and labels for marking terminal blocks, conductors, cables and devices. The additionally integrated software module TRABTECH-select for planning comprehensive surge protection concepts.

Reducing bridge

Reducing bridge - RB ST 16-(2,5/4) - 3030886



Reducing bridge, Number of positions: 2, Color: red

Screwdriver tools

Screwdriver - SZF 3-1,0X5,5 - 1206612



Actuation tool, for ST terminal blocks, also suitable for use as a bladed screwdriver, size: 1.0 x 5.5 x 150 mm, 2-component grip, with non-slip grip

Terminal marking

Zack marker strip - ZB 12:UNPRINTED - 0812120




Zack marker strip, Strip, white, unlabeled, can be labeled with: Plotter, Mounting type: Snap into tall marker groove, for terminal block width: 12.2 mm, Lettering field: 12 x 10.5 mm

Feed-through terminal block - ST 16 - 3036149


Accessories

Marker for terminal blocks - UC-TM 12 - 0819194



Marker for terminal blocks, Sheet, white, unlabeled, can be labeled with: BLUEMARK CLED, BLUEMARK LED, Plotter, Mounting type: Snap into tall marker groove, for terminal block width: 12 mm, Lettering field: 11.45 x 10.5 mm

Marker for terminal blocks - UCT-TM 12 - 0829144



Marker for terminal blocks, Sheet, white, unlabeled, can be labeled with: THERMOMARK CARD, BLUEMARK CLED, BLUEMARK LED, TOPMARK LASER, Mounting type: Snap into tall marker groove, for terminal block width: 12 mm, Lettering field: 10.8 x 9.6 mm

Zack Marker strip, flat - ZBF 12:UNBEDRUCKT - 0809735




Zack Marker strip, flat, Strip, white, unlabeled, can be labeled with: Plotter, Mounting type: Snap into flat marker groove, for terminal block width: 12 mm, Lettering field: 5.15 x 12.15 mm

Marker for terminal blocks - UC-TMF 12 - 0819233



Marker for terminal blocks, Sheet, white, unlabeled, can be labeled with: BLUEMARK CLED, BLUEMARK LED, Plotter, Mounting type: Snap into flat marker groove, for terminal block width: 12 mm, Lettering field: 11.45 x 5.1 mm

Marker for terminal blocks - UCT-TMF 12 - 0829214



Marker for terminal blocks, Sheet, white, unlabeled, can be labeled with: THERMOMARK CARD, BLUEMARK CLED, BLUEMARK LED, TOPMARK LASER, Mounting type: Snap into flat marker groove, for terminal block width: 12 mm, Lettering field: 11.2 x 4.7 mm

Test plug terminal block

Feed-through terminal block - ST 16 - 3036149

Accessories

Test plugs - MPS-MT - 0201744



Test plugs, Color: silver

Drawings

Circuit diagram

