

Surge protection plug - PT 3-HF-12DC-ST - 2858043

Please be informed that the data shown in this PDF Document is generated from our Online Catalog. Please find the complete data in the user's documentation. Our General Terms of Use for Downloads are valid (<http://phoenixcontact.com/download>)



Surge protection plug for the base element, normal mode voltage coarse and fine protection for two floating signal wires and ground in IT, common mode voltage coarse protection to ground/earth. Design: 12 V DC


The illustration shows the version PT 3-PB-ST

Why buy this product

- ✓ Plugs can be checked with CHECKMASTER
- ✓ Maximum ease of maintenance thanks to the two-piece design
- ✓ Base element remains an integral part of the installation
- ✓ Protection for fieldbus systems, PROFIBUS, and signal circuits with 3 to 5-wire technology
- ✓ Consistent plug-in signal circuit protection
- ✓ Impedance-neutral disconnection of plug for test and maintenance purposes



Key commercial data

Packing unit	10 pc
GTIN	 4 017918 878047
Weight per Piece (excluding packing)	20.47 g
Custom tariff number	85363090
Country of origin	Germany

Technical data

Dimensions

Height	45 mm
Width	17.7 mm
Depth	52 mm
Horizontal pitch	1 Div.
Complete module height	90 mm
Complete module width	17.7 mm

Surge protection plug - PT 3-HF-12DC-ST - 2858043

Technical data

Dimensions

Complete module depth	65.5 mm
-----------------------	---------

Ambient conditions

Ambient temperature (operation)	-40 °C ... 85 °C
Degree of protection	IP20

General

Housing material	PA
Inflammability class according to UL 94	V0
Color	black
Standards for clearances and creepage distances	DIN EN 61664-1
	IEC 60664-1
Mounting type	On base element
Type	DIN rail module, two-section, divisible
Number of positions	3
Direction of action	Line-Line & Line-Signal Ground/Shield & optional Signal Ground/Shield-Earth Ground
Arrester can be tested with CHECKMASTER from software version:	From SW rev. 1.10

Protective circuit

IEC test classification	C1
	C2
	C3
	D1
VDE requirement class	C1
	C2
	C3
	D1
Nominal voltage U_N	12 V DC
Maximum continuous operating voltage U_C	14 V DC
	9.8 V AC
Maximum continuous voltage U_C (wire-wire)	14 V DC
	9.8 V AC
Maximum continuous voltage U_C (wire-ground)	14 V DC (PT 1x2-BE)
Nominal current I_N	450 mA (45°C)
Operating effective current I_C at U_C	$\leq 5 \mu A$
Residual current I_{PE}	$< 5 \mu A$ (PT 1x2-BE)
	$< 1 \mu A$ (PT 1x2+F-BE)
Nominal discharge current I_n (8/20) μs (Core-Core)	10 kA
Nominal discharge current I_n (8/20) μs (Core-Earth)	10 kA
Nominal discharge current I_n (8/20) μs (Core-GND)	10 kA
Total surge current (8/20) μs	20 kA

Surge protection plug - PT 3-HF-12DC-ST - 2858043

Technical data

Protective circuit

Max. discharge current I_{max} (8/20) μ s maximum (Core-Core)	10 kA
Max. discharge current I_{max} (8/20) μ s maximum (Core-Earth)	10 kA
Nominal pulse current I_{an} (10/1000) μ s (Core-Core)	67 A
Impulse discharge current (10/350) μ s, peak value I_{imp}	2.5 kA
Output voltage limitation at 1 kV/ μ s (Core-Core) spike	≤ 55 V
Output voltage limitation at 1 kV/ μ s (Core-Earth) spike	≤ 55 V (PT 1x2-BE)
	≤ 700 V (PT 1x2+F-BE)
Output voltage limitation at 1 kV/ μ s (Core-Core) static	≤ 25 V
Output voltage limitation at 1 kV/ μ s (Core-Earth) static	≤ 25 V
	≤ 40 V (PT 1x2+F-BE)
Residual voltage at I_n , (conductor-conductor)	≤ 25 V
Residual voltage at I_n , (conductor-ground)	≤ 40 V (PT 1x2-BE)
Residual voltage at I_n , (conductor-GND)	≤ 25 V (PT 1x2-BE)
Residual voltage with I_{an} (10/1000) μ s (conductor-conductor)	≤ 25 V
Residual voltage with I_{an} (10/1000) μ s (conductor-GND)	≤ 25 V
Voltage protection level U_p (core-core)	≤ 80 V (C1 - 1 kV/500 A)
	≤ 50 V (C3 - 25 A)
	≤ 100 V (C2 - 10 kV/5 kA)
	≤ 80 V (6 kV/3 kA)
Voltage protection level U_p (core-ground)	≤ 85 V (C1 - 1 kV/500 A)
	≤ 140 V (C2 - 10 kV/5 kA)
	≤ 100 V (6 kV/3 kA)
	≤ 50 V (C3 - 25 A)
Voltage protection level U_p (core-GND)	≤ 50 V (C3 - 25 A)
Response time t_A (Core-Core)	≤ 500 ns
Response time t_A (Core-Earth)	≤ 500 ns
Input attenuation a_E , sym.	typ. 0.3 dB (≤ 5 MHz / 100 Ω)
Cut-off frequency f_g (3 dB), sym. in 100 Ohm system	typ. 60 MHz
Capacity (Core-Core)	typ. 30 pF
Resistance in series	2.2 $\Omega \pm 10\%$ (7-8/11-12)
Surge protection fault message	None
Max. required back-up fuse	500 mA (e.g. T in acc. with IEC 127-2/III)
Impulse durability (conductor-conductor)	C2 - 10 kV/5 kA
	C3 (67 A)
Impulse durability (conductor-ground)	C2 - 10 kV/5 kA
	C3 (67 A)
	D1 - 2,5 kA

Connection data

Connection method	Screw connection (in connection with the base element)
Connection type IN	PLUGTRAB plug-in system

Surge protection plug - PT 3-HF-12DC-ST - 2858043

Technical data

Connection data

Connection type OUT	PLUGTRAB plug-in system
Screw thread	M3
Tightening torque	0.8 Nm
Stripping length	8 mm
Conductor cross section stranded min.	0.2 mm ²
Conductor cross section stranded max.	2.5 mm ²
Conductor cross section solid min.	0.2 mm ²
Conductor cross section solid max.	4 mm ²
Conductor cross section AWG/kcmil min.	24
Conductor cross section AWG/kcmil max	12

Connection, equipotential bonding

Stripping length	8 mm
Conductor cross section stranded min.	0.2 mm ²
Conductor cross section stranded max.	2.5 mm ²
Conductor cross section solid min.	0.2 mm ²
Conductor cross section solid max.	4 mm ²
Conductor cross section AWG/kcmil min.	24
Conductor cross section AWG/kcmil max	12

Classifications

eCl@ss

eCl@ss 4.0	27140201
eCl@ss 4.1	27130801
eCl@ss 5.0	27130801
eCl@ss 5.1	27130801
eCl@ss 6.0	27130807
eCl@ss 7.0	27130807
eCl@ss 8.0	27130807

ETIM

ETIM 2.0	EC000943
ETIM 3.0	EC000943
ETIM 4.0	EC000943
ETIM 5.0	EC000943

UNSPSC

UNSPSC 6.01	30212010
UNSPSC 7.0901	39121610
UNSPSC 11	39121610
UNSPSC 12.01	39121610

Surge protection plug - PT 3-HF-12DC-ST - 2858043

Classifications

UNSPSC

UNSPSC 13.2	39121620
-------------	----------

Approvals

Approvals


Approvals

UL Listed / GL / EAC

Ex Approvals

Approvals submitted

Approval details

UL Listed 

GL

EAC

Accessories

Accessories

Device marking

Zack marker strip - ZBN 18:UNBEDRUCKT - 2809128



Zack marker strip, Strip, white, unlabeled, can be labeled with: Plotter, Mounting type: Snap into tall marker groove, for terminal block width: 18 mm, Lettering field: 18 x 5 mm

Labeled terminal marker

Surge protection plug - PT 3-HF-12DC-ST - 2858043

Accessories

Zack Marker strip, flat - ZBF 5,LGS:FORTL.ZAHLEN - 0808671



Zack Marker strip, flat, Strip, white, labeled, Printed horizontally: Consecutive numbers 1 - 10, 11 - 20, etc. up to 491 - 500, Mounting type: Snap into flat marker groove, for terminal block width: 5 mm, Lettering field: 5.15 x 5.15 mm

Zack Marker strip, flat - ZBF 5,LGS:GERADE ZAHLEN - 0810821



Zack Marker strip, flat, Strip, white, labeled, Printed horizontally: Consecutive numbers 2 - 20, 22 - 40, etc. up to 82 - 100, Mounting type: Snap into flat marker groove, for terminal block width: 5 mm, Lettering field: 5.15 x 5.15 mm

Zack Marker strip, flat - ZBF 5,LGS:UNGERADE ZAHLEN - 0810863



Zack Marker strip, flat, Strip, white, labeled, Printed horizontally: Odd numbers 1 - 19, 21 - 39, etc. up to 81 - 99, Mounting type: Snap into flat marker groove, for terminal block width: 5 mm, Lettering field: 5.15 x 5.15 mm

Zack Marker strip, flat - ZBF 5,QR:FORTL.ZAHLEN - 0808697



Zack Marker strip, flat, Strip, white, labeled, Printed vertically: Consecutive numbers 1 - 10, 11 - 20, etc. up to 91 - 100, Mounting type: Snap into flat marker groove, for terminal block width: 5 mm, Lettering field: 5.15 x 5.15 mm

Marker pen

Marker pen - X-PEN 0,35 - 0811228



Marker pen without ink cartridge, for manual labeling of markers, labeling extremely wipe-proof, line thickness 0.35 mm

Terminal marking

Surge protection plug - PT 3-HF-12DC-ST - 2858043

Accessories

Zack Marker strip, flat - ZBF 5:UNBEDRUCKT - 0808642



Zack Marker strip, flat, Strip, white, unlabeled, can be labeled with: Plotter, Mounting type: Snap into flat marker groove, for terminal block width: 5 mm, Lettering field: 5.1 x 5.2 mm

Zack Marker strip, flat - ZBF 5/WH-100:UNBEDRUCKT - 0808668



Zack Marker strip, flat, Strip, white, unlabeled, can be labeled with: Plotter, Mounting type: Snap into flat marker groove, for terminal block width: 5 mm, Lettering field: 5.15 x 5.15 mm

Necessary add-on products

Surge protection base element - PT 1X2-BE - 2856113



Base element for protective plug PT with protective circuit for a 2-core floating signal circuit. Mounting on NS 35/7.5 und NS 35/15, housing width: 17.5 mm.

Surge protection base element - PT 1X2+F-BE - 2856126



Base element for protective plug PT with protective circuit for a 2-core floating signal circuit. Integrated gas arrester as coarse protection between GND and PE. Mounting on NS 35/7.5 und NS 35/15, housing width: 17.5 mm.

Additional products

Shield connection - SSA 3-6 - 2839295



shield fast connections for conductor diameter 3 - 6 mm. Potential connection cable: 200 mm, black

Surge protection plug - PT 3-HF-12DC-ST - 2858043

Accessories

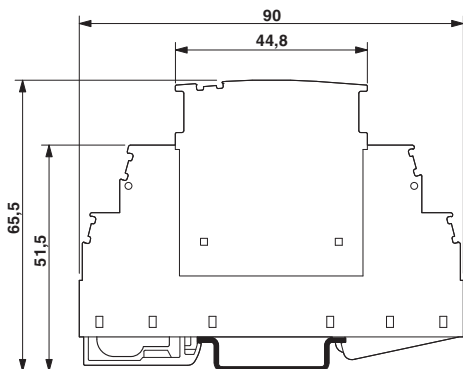
Shield connection - SSA 5-10 - 2839512



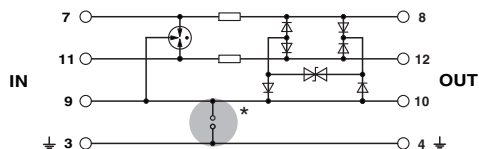
Shield fast connection for conductor diameters 5 - 10 mm. Potential connection cable: 200 mm, black

Drawings

Dimensioned drawing

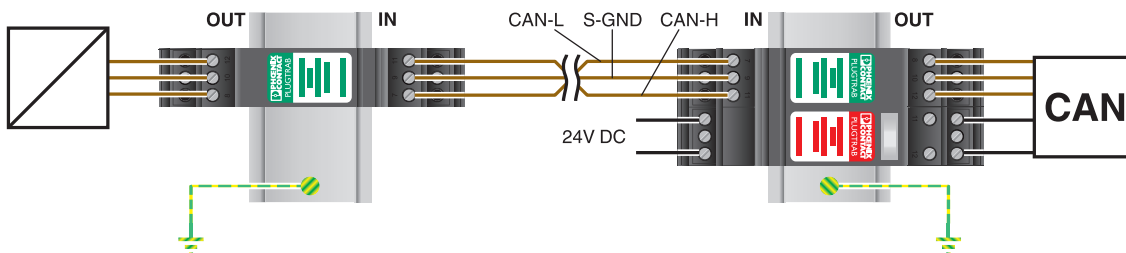


Circuit diagram



The figure shows the complete module consisting of a base element and connector

Application drawing



Surge protection plug - PT 3-HF-12DC-ST - 2858043

Application drawing

