



Main

Range of product	Lexium integrated drive
Product or component type	Motion integrated drive
Device short name	ILS
Motor type	3-phase stepper motor
Number of motor poles	6
Network number of phases	Single phase
[Us] rated supply voltage	36 V 24 V
Network type	DC
Communication interface	Pulse/direction 24 V, integrated
Length	200.6 mm
Winding type	High speed of rotation and medium torque
Electrical connection	Printed circuit board connector
Holding brake	Without
Gear box type	Without
Nominal speed	100 rpm at 24 V 300 rpm at 36 V
Nominal torque	4.5 N.m
Holding torque	4.5 N.m

Complementary

Mounting support	Flange
Motor flange size	85 mm
Number of motor stacks	3
Centring collar diameter	60 mm
Centring collar depth	2 mm
Number of mounting holes	4
Mounting holes diameter	6.5 mm
Circle diameter of the mounting holes	99 mm
Feedback type	Index pulse
Shaft end	Untapped
Second shaft	Without second shaft end
Shaft diameter	14 mm
Shaft length	30 mm
Supply voltage limits	18...40 V
Current consumption	6000 mA maximum continuous
Associated fuse rating	10 A
Input/output type	4 signals (each be used as input or output)
Voltage state 0 guaranteed	-3...4.5 V
Voltage state 1 guaranteed	15...30 V
Discrete input current	10 mA at 24 V for safety input
Discrete output voltage	23...25 V
Maximum switching current	100 MA per output 200 mA total

Protection type	Short circuit of the output voltage Safe torque off Overload of output voltage
Peak stall torque	4.5 N.m
Continuous stall torque	4.5 N.m
Speed feedback resolution	1.8°, 0.9°, 0.72°, 0.36°, 0.18°, 0.09°, 0.072°, 0.036° 200, 400, 500, 1000, 2000, 4000, 5000, 10000 steps
Accuracy error	+/- 6 arc min
Rotor inertia	3.3 kg.cm ²
Maximum mechanical speed	2000 rpm
Maximum radial force Fr	110 N
Maximum axial force Fa	170 N (tensile force) 30 N (force pressure)
Service life in hours	20000 h bearing
Marking	CE
Type of cooling	Natural convection
Net weight	4.7 kg

Environment

Standards	EN/IEC 50178 EN 50347 IEC 61800-3, Ed 2 EN 61800-3 : 2001-02 EN/IEC 61800-3 IEC 60072-1 EN 61800-3:2001, second environment
Product certifications	TÜV CUL UL
Ambient air temperature for operation	50...65 °C (with power derating of 2 % per °C) 0...50 °C (without derating)
Permissible ambient air temperature around the device	105 °C power amplifier 110 °C motor
Ambient air temperature for storage	-25...70 °C
Operating altitude	<= 1000 m without derating
Relative humidity	15...85 % without condensation
Vibration resistance	20 m/s ² (f= 10...500 Hz) 10 cycles conforming to EN/IEC 60068-2-6
Shock resistance	150 m/s ² 1000 shocks conforming to EN/IEC 60068-2-29
IP degree of protection	IP41 shaft bushing: conforming to EN/IEC 60034-5 IP54 total except shaft bushing: conforming to EN/IEC 60034-5

Packing Units

Unit Type of Package 1	PCE
Number of Units in Package 1	1
Package 1 Weight	5.1 kg
Package 1 Height	10.5 cm
Package 1 width	19.0 cm
Package 1 Length	39.0 cm

Offer Sustainability

Sustainable offer status	Green Premium product
REACH Regulation	 REACH Declaration
EU RoHS Directive	Pro-active compliance (Product out of EU RoHS legal scope)  EU RoHS Declaration
Mercury free	Yes
RoHS exemption information	 Yes
China RoHS Regulation	 China RoHS Declaration
Environmental Disclosure	 Product Environmental Profile

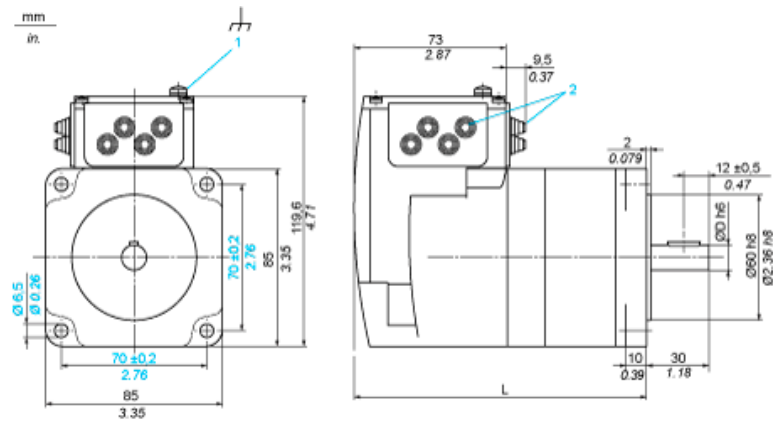
Circularity Profile	End Of Life Information
WEEE	The product must be disposed on European Union markets following specific waste collection and never end up in rubbish bins
PVC free	Yes

Contractual warranty

Warranty	18 months
----------	-----------

Integrated Drive without Holding Brake

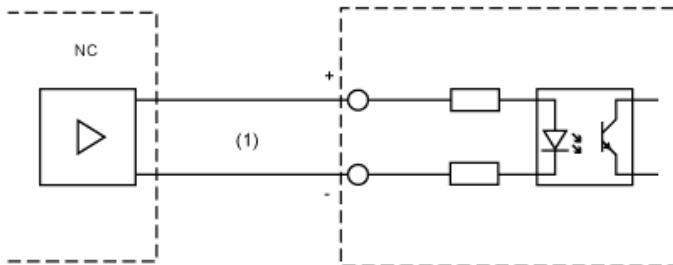
Dimensions



- 1 Earth (ground) terminal
- 2 Accessories: cable entries $\varnothing = 3 \dots 9 \text{ mm}/0.12 \dots 0.35 \text{ in.}$
- L 200.6 mm/7.90 in.
- D 14 mm/0.55 in.

Multifunction Interface

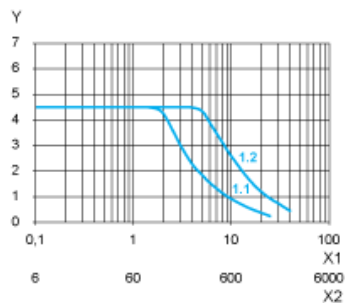
Input Wiring Diagram



(1) Opto-isolated signals

The reference pulses are supplied via two of the signal inputs, either as pulse/ direction signals or as A/B signals. The other signal inputs have the functions "power amplifier enable/pulse blocking" and "step size switching/PWM motor current control".

Torque Characteristics



- X1 Frequency in kHz
- X2 Speed of rotation in rpm
- Y Torque in Nm
- 1.1 Max. torque at 24 V
- 1.2 Max. torque at 36 V