

ELEMENT  SYSTEM®

Create your space.

Every 2nd shelf construction
can be easier than you think.*



WALL SHELVES



***At least that is what we think.**

Because the planning and installation of shelves is child's play with us. And thus, you have more space and order in all private living and usage rooms with just a few maneuvers. Choose from two practical systems:



**SYSTEM CLASSIC:
THE RIGHT THING FOR
EVERY ROOM.**

With the System CLASSIC, you can easily make space in tight rooms or under roof slopes.



**SYSTEM EASY:
SAVE DRILL HOLES AND
MEASURING.**

With the System EASY, all components are aligned along a uprights on the wall rails. Thus, space can be made quicker.

**Two systems, unlimited
combination and material variations.**

This is how easy it is:

With System CLASSIC and System EASY, you can simply make your individual shelf. The best thing: Everything is done in just two steps.

1.

Fix uprights or wall rail

2.

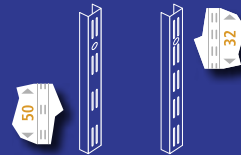
Connect accessories

THAT'S IT!

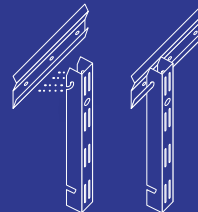
The right thing for everything.



OFFSET OR PARALLEL FLOORS?
Choose: Uprights in a 1 or 2 slotted.

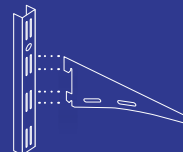


A LOT OR A LITTLE DISTANCE?
Determine the distance between the shelf boards: Either with hole spacing in the raster 50 or raster 32.



NO DRILL HOLES AND MEASURING!

Very simple: With the EASY system, all components are set along a base-board on the wall rails.











UNLIMITED ACCESSORIES:
Wall rails or uprights on the wall? Then you have to hang it up! Our accessories fulfill all wishes.

WALL SHELVES

CLASSIC always fits! Our original leaves no wishes unfulfilled with its diverse combination options. Just select your desired shelf board distance and decide for the offset or parallel hanging of shelf boards.

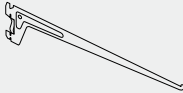

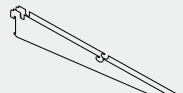
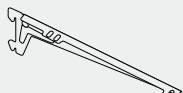
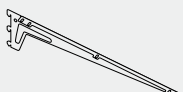
CLASSIC 50

UPRIGHTS AND BRACKETS

		Pack unit, Ordering unit	Dimensions H	Colour selection
	Single slotted WALL UPRIGHT	Pack unit, Ordering unit	Dimensions H	Colour selection
	<ul style="list-style-type: none"> ■ The single slotted wall upright is the tried and tested starter unit. Combined with the double slotted wall upright it can be used for instance as a lateral end element for wall-mounted shelving units. ■ The wall upright can be assembled together with brackets and with book ends. 	PU: 2, OU: 10 PU  PU: 2, OU: 5 PU  PU: 1, OU: 10 PU	5.7" 19.7" 39.4" 59.1" 78.7"	White Black White aluminium
	Double slotted WALL UPRIGHT	Pack unit, Ordering unit	Dimensions H	Colour selection
	<ul style="list-style-type: none"> ■ The double slotted wall uprights allow shelves and baskets to be positioned together on the same level. ■ The double slotted wall upright can be assembled together with all CLASSIC 50 brackets. 	PU: 2, OU: 10 PU  PU: 2, OU: 5 PU  PU: 1, OU: 10 PU	19.7" 39.4" 59.1" 78.7"	White Black White aluminium
	Single slotted WALL PLATE	Pack unit, Ordering unit	Dimensions H x D	Colour selection
	<ul style="list-style-type: none"> ■ Wall plates are the alternative to wall uprights and cantilever brackets. ■ Screws and wall plugs are included in the delivery. 	PU: 2, OU: 10 PU 	2.8" x 1.3"	White Black White aluminium

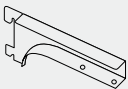

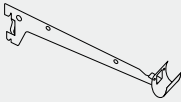
CLASSIC 50

UPRIGHTS AND BRACKETS

		Pack unit, Ordering unit	Dimensions D	Max. load	Colour selection
	<p>PRO-BRACKET</p> <ul style="list-style-type: none"> ■ Safety brackets with 2 lugs and shelf support locking system. ■ Can be assembled with all CLASSIC 50 wall uprights, steel shelf, wire mesh shelf and with wooden and glass shelves in conjunction with single-sided clip-on holder, double-sided clip-on holder and in addition, for glass shelves, suction pad. 	<p>PU: 1 OU: 20 PU</p>	<p>5.9" 7.9" 9.8" 11.8" 13.8" 15.7" 19.7"</p>	<p>132 lbs</p>	<p>White Black White aluminium</p>
	<p>U-BRACKET</p> <ul style="list-style-type: none"> ■ Can be mounted with double slotted wall upright. ■ Can be used with wooden and glass shelves in conjunction with singlesided insert holder for U-bracket, double-sided insert holder for U-bracket and, for glass shelves, with suction pad. 	<p>PU: 1 OU: 20 PU</p>	<p>6.7" 8.7" 10.6" 14.6" 18.5"</p>	<p>110 lbs</p>	<p>White Black White aluminium</p>
	<p>TWIN WIRE SHELF BRACKET</p> <ul style="list-style-type: none"> ■ Can be used with TWIN wire shelf. ■ Can be assembled with all double slotted CLASSIC 50 and CLASSIC 32 uprights. 	<p>PU: 1 OU: 10 PU</p>	<p>12.6" 16.5"</p>	<p>66 lbs</p>	<p>White White aluminium</p>
	<p>ANGLE BRACKET</p> <ul style="list-style-type: none"> ■ Using a left-hand and a righthand version of the bracket creates an attractive appearance for the end of the shelving unit. ■ The angle bracket is suitable for supporting wooden shelves. ■ The bracket is fitted with two lugs. 	<p>PU: 2 OU: 10 PU in pairs</p>	<p>7.1" 9.1" 11.0" 13.0" 15.0"</p>	<p>121 lbs</p>	<p>White Black White aluminium</p>
	<p>ANGLE BRACKET</p> <ul style="list-style-type: none"> ■ Angle bracket with three lugs. 	<p>PU: 2 OU: 10 PU in pairs</p>	<p>18.9"</p>	<p>143 lbs</p>	<p>White Black White aluminium</p>


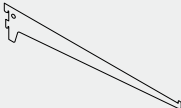
CLASSIC 50

UPRIGHTS AND BRACKETS

		Pack unit, Ordering unit	Dimensions D	Max. load	Colour selection
	<p>WOODEN SHELF BRACKET</p> <ul style="list-style-type: none"> The wooden shelf bracket is suitable for wooden shelves from 0.7" to 0.9" in thickness. The wooden shelf bracket can be assembled with all CLASSIC 50 wall uprights. Incl. Spax-screws for the mounting of the wooden shelves. 	<p>PU: 2 OU: 10 PU in pairs</p> 	4.7"	121 lbs	White White aluminium
	<p>CLOTHES HANGING SYSTEM</p> <ul style="list-style-type: none"> With two lugs, for assembly with all wall uprights. Can be used in conjunction with clothes rail and end cap to create a cloakroom or for in-cupboard storage. 	<p>PU: 1 OU: 10 PU</p>	<p>9.8" 13.0"</p>	66 lbs	White White aluminium


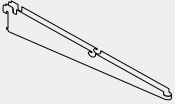
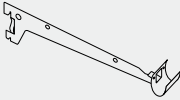
CLASSIC 32

UPRIGHTS AND BRACKETS

		Pack unit, Ordering unit	Dimensions H		Colour selection
	<p>WALL UPRIGHT</p> <ul style="list-style-type: none"> The double slotted wall uprights permit shelves, baskets etc. to be positioned on the same level. Can be assembled with all brackets for double slotted CLASSIC 32 uprights. 	<p>PU: 1 OU: 10 PU</p>	<p>8.7" 17.7" 37.4" 55.1" 81.1" 90.2"</p>		White Black White aluminium
	<p>BRACKET</p> <ul style="list-style-type: none"> Can be mounted with double slotted wall upright. Can be used for wooden and glass shelves in conjunction with singlesided clip-on holder, double-sided clip-on holder and, additionally for glass shelves, suction pad. 	<p>PU: 1 OU: 20 PU</p>	<p>7.9" 9.8" 11.8" 13.8" 15.7"</p>	77 lbs	White White aluminium

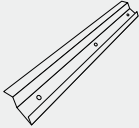

CLASSIC 32

UPRIGHTS AND BRACKETS

		Pack unit, Ordering unit	Dimensions D	Max. load	Colour selection
	<ul style="list-style-type: none"> Can be mounted with double slotted wall upright. Can be used with wooden and glass shelves in conjunction with insert holder for U-bracket and, for glass shelves, with suction pad. 	PU: 1 OU: 10 PU	6.7" 8.7" 10.6" 12.6" 14.6" 18.5" 22.4"	110 lbs	White Black White aluminium
	<ul style="list-style-type: none"> Can be used with TWIN wire shelf. Can be assembled with all double slotted CLASSIC 32 and CLASSIC 50 uprights. 	PU: 1 OU: 10 PU	12.6" 16.5"	66 lbs	White White aluminium
	<ul style="list-style-type: none"> With three lugs, for assembly with all wall uprights. Can be used in conjunction with clothes rail and end cap as a coat rack or on the inside of cabinets. 	PU: 1 OU: 10 PU	13.0"	66 lbs	White White aluminium

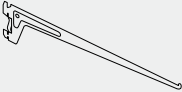

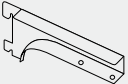

EASY 50

UPRIGHTS AND BRACKETS

		Pack unit, Ordering unit	Dimensions W	Max. load	Colour selection
	<ul style="list-style-type: none"> Horizontal mounting on the wall. Basic element for suspension of the hang track. Can be assembled with hang track. 	PU: 1 OU: 4 PU	40.0" 80.0"	330 lbs 660 lbs	White White aluminium
	<ul style="list-style-type: none"> For suspension in the basic element wall rail. The hang track can be suspended with any optional spacing in the wall rail. Simple alignment along the wall rail. This eliminates the need for multiple screwing of individual uprights. Uncomplicated, fast adjustment to variable shelf grid dimensions. Horizontal and vertical shelf support locking system. 	PU: 1 OU: 10 PU	47.2" 78.7"		White White aluminium

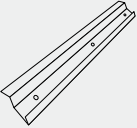

EASY 50

UPRIGHTS AND BRACKETS

	BRACKET	Pack unit, Ordering unit	Dimensions D	Max. load	Colour selection
	<ul style="list-style-type: none"> Bracket for wire mesh shelf. 	PU: 1 OU: 20 PU	15.7"	132 lbs	White White aluminium
	CLOTHES HANGING SYSTEM	Pack unit, Ordering unit	Dimensions D	Max. load	Colour selection
	<ul style="list-style-type: none"> Can be used in conjunction with clothes rail as a coatrack and cabinet mounting system and end cap. 	PU: 1 OU: 10 PU	9.8" 13.0"	66 lbs	White White aluminium
	WOODEN SHELF BRACKET	Pack unit, Ordering unit	Dimensions D	Max. load	Colour selection
	<ul style="list-style-type: none"> For pushing in wooden shelves from 0.7" to 0.9". Incl. Spax-screws for the mounting of the wooden shelves. 	PU: 2 OU: 10 PU in pairs	4.7"	121 lbs	White White aluminium
					

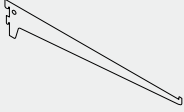
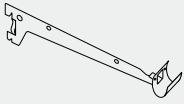
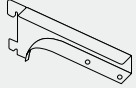

EASY 32

UPRIGHTS AND BRACKETS

	WALL RAIL	Pack unit, Ordering unit	Dimensions W	Max. load	Colour selection
	<ul style="list-style-type: none"> Horizontal mounting on the wall. Basic element for suspension of the hang track. Can be assembled with hang track. 	PU: 1 OU: 4 PU	40.0" 80.0"	330 lbs 660 lbs	White White aluminium
	HANG TRACK	Pack unit, Ordering unit	Dimensions H		Colour selection
	<ul style="list-style-type: none"> For suspension in the basic element wall rail. The hang track can be suspended with any optional spacing in the wall rail. Simple alignment along the wall rail. This eliminates the need for multiple screwing of individual uprights. Uncomplicated, fast adjustment to variable shelf grid dimensions. Horizontal and vertical shelf support locking system. 	PU: 1 OU: 10 PU	47.2" 78.7"		White White aluminium




EASY 32

UPRIGHTS AND BRACKETS

	BRACKET	Pack unit, Ordering unit	Dimensions D	Max. load	Colour selection
	<ul style="list-style-type: none"> Bracket for wire mesh shelf. 	PU: 1 OU: 20 PU	15.7"	77 lbs	White White aluminium
	CLOTHES HANGING SYSTEM	Pack unit, Ordering unit	Dimensions D	Max. load	Colour selection
	<ul style="list-style-type: none"> Can be used in conjunction with clothes rail as a coatrack and cabinet mounting system and end cap. 	PU: 1 OU: 10 PU	13.0"	66 lbs	White White aluminium
	WOODEN SHELF BRACKET	Pack unit, Ordering unit	Dimensions D	Max. load	Colour selection
	<ul style="list-style-type: none"> For pushing in wooden shelves from 0.7" to 0.9". Incl. Spax-screws for the mounting of the wooden shelves. 	PU: 2 OU: 10 PU in pairs	4.7"	121 lbs	White White aluminium
					



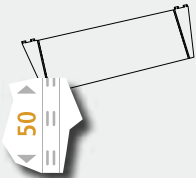

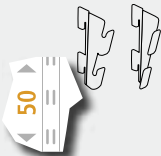

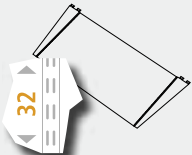



DESIGN


UPRIGHTS AND BRACKETS

	WALL UPRIGHT	Pack unit, Ordering unit	Dimensions H	Colour selection	
	<ul style="list-style-type: none"> Elegant design element to create a modern ambience in any living area. The wall upright can be assembled with design bracket. 	PU: 1 OU: 10 PU	5.7" 19.7" 39.4" 59.1" 78.7"	White White aluminium	
					
	BRACKET	Pack unit, Ordering unit	Dimensions D	Max. load	Colour selection
	<ul style="list-style-type: none"> The design matches semicircular upright. Fitted with two lugs, the bracket can also be assembled with all CLASSIC 50 wall uprights and steel shelves, wire mesh shelf, as well as wooden and glass shelves. 	PU: 1 OU: 10 PU	5.9" 7.9" 9.8" 11.8" 13.8" 15.7"	White White aluminium	


ACCESSORIES

STEEL SHELVES

		Pack unit, Ordering unit	Dimensions W x D	Max. load	Colour selection
	<p>STEEL SHELF</p> <ul style="list-style-type: none"> The steel shelves can be simply inserted in the pro-brackets without the need for tools. Their washable surface makes them ideally suited for wideranging applications. 	<p>PU: 2 OU: 10 PU in pairs</p> 	<p>31.5" x 7.9" 31.5" x 9.8" 31.5" x 11.8" 31.5" x 13.8"</p>	<p>55 lbs 66 lbs 66 lbs 66 lbs</p>	<p>White White aluminium</p>
	<p>HINGED SHELF</p> <ul style="list-style-type: none"> Further development of the steel shelf with a special feature: The fold-out brackets on both sides are already integrated. The hinged shelf can be assembled using single or double slotted CLASSIC 50 uprights. Can be assembled directly with hang track. To incline the hinged shelf by 20 degrees, adapter is required. 	<p>PU: 2 OU: 1 PU in pairs</p> 	<p>31.5" x 11.8"</p>	<p>44 lbs</p>	<p>White White aluminium</p>
	<p>ADAPTER for HINGED SHELF</p> <ul style="list-style-type: none"> This adapter allows the hinged shelf to be inclined by 20 degrees. For this, first the adapter must be connected to the upright and then the hinged shelf inserted in the adapter 	<p>PU: 2 OU: 10 PU in pairs</p> 		<p>66 lbs</p>	<p>White White aluminium</p>
	<p>FALTFACHBODEN</p> <ul style="list-style-type: none"> The hinged shelf is a further development of the known steel shelf with a special feature: The fold-out brackets on both sides are already integrated. The hinged shelf can be extended at will using the double slotted CLASSIC 32 wall uprights. Can be assembled directly with hang track. To incline the hinged shelf by 20 degrees, adapter is required. 	<p>PU: 2 OU: 1 PU in pairs</p> 	<p>31.5" x 11.8"</p>	<p>44 lbs</p>	<p>White White aluminium</p>
	<p>ADAPTER for HINGED SHELF</p> <ul style="list-style-type: none"> This adapter allows the hinged shelf to be inclined by 20 degrees. For this, first the adapter must be connected to the upright and then the hinged shelf inserted in the adapter 	<p>PU: 4 OU: 10 PU in pairs</p> 		<p>66 lbs</p>	<p>White aluminium</p>

**TWIN WIRE SHELF**

- Assembly of the TWIN wire shelves is only possible with the special wire shelf bracket.
- To ensure adequate stability over the 70.9" length, three wire shelf brackets must be used. This will prevent the shelf from bending in the middle.
- The wire shelf is firmly connected to the bracket by being clicked into place, so preventing any possibility of slippage.
- The raised rear and front edges of the wire shelf provide a drop protection.

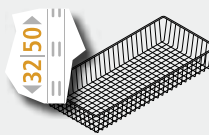
Pack unit,
Ordering unitDimensions
W x DMax.
loadColour
selectionPU: 1
OU: 8 PU
PU: 1
OU: 4 PU31.5" x 11.8"
31.5" x 15.7"
35.4" x 11.8"
35.4" x 15.7"
70.9" x 11.8"
70.9" x 15.7"88 lbs
88 lbs
88 lbs
110 lbs
44 lbs
55 lbsWhite
White aluminium**WIRE MESH SHELF**

- The wire grid shelf offers wide application scope, for example as a shoe rack.
- The wire shelf can be shortened to any optional length.

Pack unit,
Ordering unitDimensions
W x DMax.
loadColour
selectionPU: 1
OU: 5 PU

31.5" x 15.7"

44 lbs

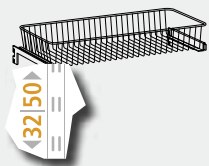
White
White aluminium**WIRE BASKET**

- The wire basket, which is supplied inclusive of two brackets, creates space for all types of storage and can be assembled with both CLASSIC 50 and CLASSIC 32 rails by simply inserting into position.

Pack unit,
Ordering unitDimensions
W x H x DMax.
loadColour
selectionPU: 1
OU: 10 PU

31.5" x 4.7" x 13.8"

40 lbs

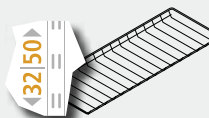
White
White aluminium**Telescopic WIRE BASKET**

- Simple insertion into the hang track using integrated brackets.
- Includes drawer extension for easy access.

Pack unit,
Ordering unitDimensions
W x DMax.
loadColour
selectionPU: 1
OU: 2 PU

31.5" x 13.8"

White aluminium

**BOTTLE RACK**

- The rack is particularly suited for space-saving storage of bottles and is supplied inclusive of two brackets.
- The bottle rack can be assembled with all the wall uprights independently of the grid size.

Pack unit,
Ordering unitDimensions
W x DMax.
loadColour
selectionPU: 1
OU: 10 PU

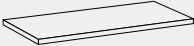









31.5" x 11.8"

40 lbs

White
White aluminium









ACCESSORIES

WOODEN SHELVES

		Pack unit, Ordering unit	Dimensions W x H x D	Colour selection
	<p>SHELF large</p> <ul style="list-style-type: none"> The shelves can be simply suspended in the hang track using shelf bracket. 	<p>PU: 1 OU: 1 PU</p> 	31.1" x 0.9" x 14.6"	White Tobacco
	<p>SHELF small</p> <ul style="list-style-type: none"> Matching shelf for use with small drawer element. 	<p>PU: 1 OU: 1 PU</p> 	15.4" x 0.9" x 14.6"	White Tobacco
	<p>CORNER SHELF</p> <ul style="list-style-type: none"> For fastening the corner shelf, it is advisable to mount an additional hang track and an additional wooden shelf bracket! 	<p>PU: 1 OU: 1 PU</p> 	21.7" x 0.9" x 14.6"	White Tobacco
	<p>BASIC STANDARD</p> <ul style="list-style-type: none"> Decor-coated with rounded edge on one side. 	<p>PU: 1 OU: 1 PU</p> 	23.6" x 0.7" x 7.9" 31.5" x 0.7" x 7.9" 47.2" x 0.7" x 7.9" 23.6" x 0.7" x 11.8" 31.5" x 0.7" x 11.8" 47.2" x 0.7" x 11.8"	White Beech Tobacco
	<p>DELUXE CORNER</p> <ul style="list-style-type: none"> Solid wood. 	<p>PU: 1 OU: 1 PU</p> 	9.8" x 0.7" x 9.8" 13.8" x 0.7" x 13.8"	Pine White Spruce

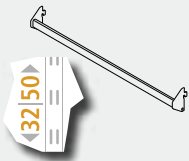
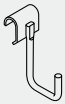
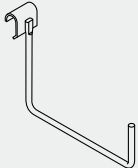

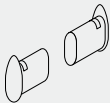

ACCESSORIES

GLASS SHELVES

		Pack unit, Ordering unit	Dimensions W x H x D	Colour selection
	VARIO STANDARD ■ Standard glass shelf with two different surface finishes.	PU: 1 OU: 1 PU 	15.7" x 0.2" x 5.9" 23.6" x 0.2" x 5.9" 23.6" x 0.2" x 7.9" 35.4" x 0.2" x 7.9"	Clear Satinized
	VARIO CONVEX	PU: 1 OU: 1 PU 	23.6" x 0.2" x 3.9"/7.9"	Clear Satinized
	VARIO CORNER	PU: 1 OU: 1 PU 	9.8" x 0.2" x 9.8"	Clear Satinized
	VARIO UNO	PU: 1 OU: 1 PU 	15.7" x 0.2" x 5.9" 23.6" x 0.2" x 5.9"	Clear Satinized





All glass floors tempered safety glass.

	<p>SUPPORT RAIL</p> <ul style="list-style-type: none"> ■ Hooks are positioned on the support rail. ■ The support rails can be suspended in the hang track side by side or in staggered formation. 	<p>Pack unit, Ordering unit</p> <p>PU: 1 OU: 1 PU</p>	<p>Dimensions W</p> <p>31.5"</p>	<p>Colour selection</p> <p>White aluminium</p>
	<p>HOOK for SUPPORT RAIL</p> <ul style="list-style-type: none"> ■ The hook is placed on support rail and can be used for a variety of applications. 	<p>Pack unit, Ordering unit</p> <p>PU: 1 OU: 1 PU</p>	<p>Dimensions W x H, Diameter</p> <p>2.2" x 3.5", Ø 0.3"</p>	<p>Colour selection</p> <p>White aluminium</p>
	<p>HOOK for SUPPORT RAIL</p> <ul style="list-style-type: none"> ■ The large hook is also positioned on support rail. Its length permits several implements to be suspended in a row. 	<p>Pack unit, Ordering unit</p> <p>PU: 1 OU: 10 PU</p>	<p>Dimensions W x H, Diameter</p> <p>7.5" x 5.5", Ø 0.3"</p>	<p>Colour selection</p> <p>White aluminium</p>
	<p>CLOTHES RAIL</p> <ul style="list-style-type: none"> ■ By mounting in the clothes rail bracket, a fully functional cupboard and wardrobe element is created. 	<p>Pack unit, Ordering unit</p> <p>PU: 1 OU: 1 PU</p>	<p>Dimensions W x H x D</p> <p>31.5" x 0.8" x 1.4" 39.4" x 0.8" x 1.4"</p>	<p>Colour selection</p> <p>Chrome</p>
	<p>END CAP for CLOTHES RAIL</p> <ul style="list-style-type: none"> ■ Attractive end element for clothes rails. ■ The end caps also prevent hangers from slipping off the rail. 	<p>Pack unit, Ordering unit</p> <p>PU: 1 OU: 1 PU</p> 	<p>Dimensions H x D</p> <p>1.4" x 0.8"</p>	<p>Colour selection</p> <p>Plastic</p>

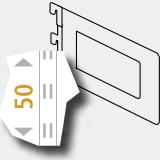



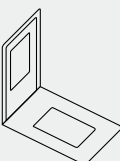

ACCESSORIES

CELLARS, GARAGES, LAUNDRY ROOMS

		Pack unit, Ordering unit	Dimensions W x D	Colour selection
	<p>TROUSER HANGER</p> <ul style="list-style-type: none"> For 9 pairs of trousers. Simple suspension in the hang track. 	<p>PU: 1 OU: 1 PU</p>	31.5" x 11.8"	White aluminium
	<p>WIRE MESH SHELF HOOK</p> <ul style="list-style-type: none"> The hook is connected to the TWIN wire shelf and is suitable for storage of brooms, shovels and other tools with handles. 	<p>PU: 1 OU: 1 PU</p>	3.5" x 3.7" x 3.5"	White aluminium

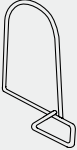

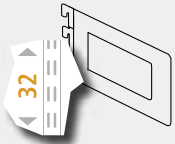

ACCESSORIES

HOME OFFICES, STUDIOS

		Pack unit, Ordering unit	Dimensions W x D	Colour selection
	<p>BOOK END</p> <ul style="list-style-type: none"> This book end can be assembled with all CLASSIC 50 wall uprights by simply plugging into place. 	<p>PU: 1 OU: 20 PU PU: 4 OU: 10 PU</p> 	5.6" x 4.6"	White Black White aluminium
	<p>BOOK END</p> <ul style="list-style-type: none"> This book end is assembled with a double slotted wall upright and fits both the CLASSIC 50 and the CLASSIC 32 system. 	<p>PU: 1 OU: 10 PU</p> 	3.1" x 9.8"	White White aluminium
	<p>BOOK END</p> <ul style="list-style-type: none"> This book end also fits into even the smallest shelf and is clamped between the book and the shelf. 	<p>PU: 4 OU: 10 PU</p>  <p>PU: 1 OU: 20 PU</p>	4.7" x 5.1"	White Black White aluminium





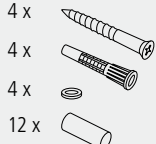

ACCESSORIES

HOME OFFICES, STUDIOS

		Pack unit, Ordering unit	Dimensions W x D	Colour selection
	<p>BABYLON BOOK END</p> <ul style="list-style-type: none"> This book end is pushed onto wooden shelves with a thickness between 0.6" and 0.9" from the front. 	<p>PU: 2 OU: 6 PU</p> 	5.9" x 5.9"	<p>White White aluminium</p>
	<p>BOOK END</p> <ul style="list-style-type: none"> This book end can be assembled with all CLASSIC 32 wall uprights by simply plugging into place. 	<p>PU: 2 OU: 6 PU</p> 	5.6" x 4.6"	<p>White Black White aluminium</p>

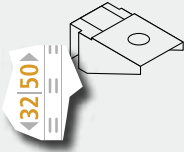

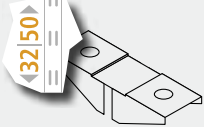



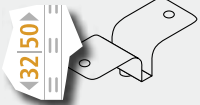

ACCESSORIES

ASSEMBLY MATERIAL

		Pack unit, Ordering unit	Dimensions D, Diameter	Colour selection
	<p>SCREWS AND WALL PLUGS</p> <ul style="list-style-type: none"> The screws and wall plugs are suitable for mounting wall uprights on concrete walls. The screw heads can be covered using the provided coloured trim caps depending on the colour of the wall upright. 	<p>PU: 18 OU: 10 PU</p> 	<p>1.4", Ø 0.2" 2.4", Ø 0.2"</p>	Galvanised
	<p>SCREWS for U-BRACKETS</p> <ul style="list-style-type: none"> This screw set is used to fasten wooden shelving to U-brackets. 	<p>PU: 40 OU: 10 PU</p> 	<p>1.2", Ø 0.1" 1.9", Ø 0.1"</p>	Galvanised
	<p>WALL MOUNTING SET</p> <ul style="list-style-type: none"> For concrete walls. 	<p>PU: 1 OU: 10 PU</p> 		


ACCESSORIES

ASSEMBLY MATERIAL

	<p>CLIP-ON HOLDER for PRO-BRACKETS</p> <ul style="list-style-type: none"> ■ 1-sided. ■ Made of stainless steel. ■ For supporting wooden and glass shelves. ■ Independent of grid usable. 	<p>Pack unit, Ordering unit</p> <p>PU: 12 OU: 10 PU</p> 	<p>Dimensions W x H x D</p> <p>0.8" x 0.4" x 0.5"</p>	<p>Colour selection</p> <p>Stainless steel</p>
	<p>CLIP-ON HOLDER for PRO-BRACKETS</p> <ul style="list-style-type: none"> ■ 2-sided. ■ Made of stainless steel. ■ For supporting wooden and glass shelves. ■ Independent of grid usable. 	<p>Pack unit, Ordering unit</p> <p>PU: 2 OU: 10 PU</p> 	<p>Dimensions W x H x D</p> <p>1.8" x 0.4" x 0.6"</p>	<p>Colour selection</p> <p>Stainless steel</p>
	<p>SUCTION PADS</p> <ul style="list-style-type: none"> ■ Suction pads can be inserted into insert holders, clip-on holders and into various brackets, and permit the slip-free positioning of wooden and glass shelves. 	<p>Pack unit, Ordering unit</p> <p>PU: 20 OU: 10 PU</p> 	<p>Dimensions Diameter</p> <p>Ø 0.5"</p>	<p>Colour selection</p> <p>Transparent</p>
	<p>TWIN SHELF CONNECTOR</p> <ul style="list-style-type: none"> ■ Usable with the U-brackets. ■ Incl. screws for connection with the U-bracket. 	<p>Pack unit, Ordering unit</p> <p>PU: 2 OU: 10 PU</p> 	<p>Dimensions W x H x D</p> <p>2.2" x 0.6" x 0.8"</p>	<p>Colour selection</p> <p>Galvanised</p>

ACCESSORIES

ASSEMBLY MATERIAL



INSERT HOLDERS for U-BRACKETS

- 1-sided.
- For supporting wooden and glass shelves made of stainless steel, can be assembled with bracket.

Pack unit,
Ordering unit

PU: 12
OU: 10 PU



Dimensions
W x H x D

0.9" x 0.4" x 0.7"

Colour
selection

Stainless steel



INSERT HOLDERS for U-BRACKETS

- 2-sided.
- Made of stainless steel.
- For supporting wooden and glass shelves made of stainless steel, can be assembled with bracket.

Pack unit,
Ordering unit

PU: 12
OU: 10 PU



Dimensions
W x H x D

1.2" x 0.4" x 0.9"

Colour
selection

Stainless steel



INSERT HOLDERS for U-BRACKETS

- 2-sided.
- For supporting wooden and glass shelves, can be assembled with bracket.

Pack unit,
Ordering unit

PU: 2
OU: 10 PU



Dimensions
W x H x D

1.6" x 0.4" x 0.7"

Colour
selection

Plastic

ELEMENT SYSTEM®

Create your space.

ELEMENT SYSTEM. More than just wall shelves.

As one of the leading producers for order, shelf and storage systems for the private sector, we convince through functionality, stability and capacity. Our complete assortment, along with all information about our products and company ELEMENT SYSTEM can be found under

www.create-your-space.com

DIY ELEMENT SYSTEM GmbH
Stettiner Straße 1
89616 Rottenacker
Germany
Phone +49 7393 55-0
Fax +49 7393 55-184
www.element-system.com
info@element-system.com