

# DRC16-24SA ✓ ACTIVE

DEUTSCH | DEUTSCH DRC

TE Internal #: DRC16-24SA

DEUTSCH DRC, Housing for Female Terminals, Wire-to-Wire, 24 Position, .216 in [5.49 mm] Centerline, Sealable, Black, Wire & Cable, Power & Signal

[View on TE.com >](#)



Connectors > Automotive Connectors > Connector Housings > DEUTSCH DRC HOUSINGS



Connector & Housing Type: **Housing for Female Terminals**

Mating Pin Diameter: **1.59 mm [ .063 in ]**

Connector System: **Wire-to-Wire**

Number of Positions: **24**

Centerline (Pitch): **5.49 mm [ .216 in ]**

[All DEUTSCH DRC HOUSINGS \(112\)](#)

## Features

### Product Type Features

Connector & Housing Shape	Rectangular
Connector & Housing Type	Housing for Female Terminals
Connector System	Wire-to-Wire
Sealable	Yes
Hybrid Connector	No
Primary Locking Feature	Contact Retainer
Connector & Contact Terminates To	Wire & Cable

### Configuration Features

Blank Cavity Position	0
Number of Positions	24
Number of Rows	4

### Electrical Characteristics

Operating Voltage	250 VAC
Nominal Voltage Architecture	12 V, 24 V, 48 V

### Body Features

Cable Exit Angle	180°
Body Material	PPS GF



Primary Product Color	Black
Connector Code	A

### Contact Features

Contact Size	Size 16
Mating Pin Diameter	1.59 mm[.063 in]
Contact Current Rating (Max)	13 A

### Mechanical Attachment

Mounting Feature	Without
Terminal Position Assurance	No
Strain Relief	Add By Accessory
Mating Alignment Type	Keyed
Mating Alignment	With
Connector Mounting Type	Cable Mount (Free-Hanging)

### Housing Features

Centerline (Pitch)	5.49 mm[.216 in]
--------------------	------------------

### Dimensions

Product Width	53.34 mm[2.1 in]
Product Length	40.64 mm[1.6 in]
Product Height	29.16 mm[1.148 in]
Row-to-Row Spacing	5.49 mm[.216 in]

### Usage Conditions

Operating Temperature (Max)	125 °C[257 °F]
Operating Temperature Range	-55 – 125 °C[-67 – 257 °F]

### Operation/Application

Circuit Application	Power & Signal
---------------------	----------------

### Industry Standards

Agency/Standard	SAE J2030
Degree of Protection	IP68, IP6K9K
UL Flammability Rating	20mm Flame Test per Standard UL-94

### Packaging Features

Packaging Quantity	125
--------------------	-----



Packaging Method Box

**Other**

Serviceable Yes

Connector Position Assurance Capable No

**Product Compliance**

[For compliance documentation, visit the product page on TE.com>](#)

EU RoHS Directive 2011/65/EU Compliant

EU ELV Directive 2000/53/EC Compliant

China RoHS 2 Directive MIIT Order No 32, 2016 No Restricted Materials Above Threshold

EU REACH Regulation (EC) No. 1907/2006 Current ECHA Candidate List: JAN 2022 (223)  
Candidate List Declared Against: JAN 2022 (223)  
Does not contain REACH SVHC

Halogen Content Not Low Halogen - contains Br or Cl > 900 ppm.

Solder Process Capability Not reviewed for solder process capability

**Product Compliance Disclaimer**

This information is provided based on reasonable inquiry of our suppliers and represents our current actual knowledge based on the information they provided. This information is subject to change. The part numbers that TE has identified as EU RoHS compliant have a maximum concentration of 0.1% by weight in homogenous materials for lead, hexavalent chromium, mercury, PBB, PBDE, DBP, BBP, DEHP, DIBP, and 0.01% for cadmium, or qualify for an exemption to these limits as defined in the Annexes of Directive 2011/65/EU (RoHS2). Finished electrical and electronic equipment products will be CE marked as required by Directive 2011/65/EU. Components may not be CE marked. Additionally, the part numbers that TE has identified as EU ELV compliant have a maximum concentration of 0.1% by weight in homogenous materials for lead, hexavalent chromium, and mercury, and 0.01% for cadmium, or qualify for an exemption to these limits as defined in the Annexes of Directive 2000/53/EC (ELV). Regarding the REACH Regulation, the information TE provides on SVHC in articles for this part number is based on the latest European Chemicals Agency (ECHA) 'Guidance on requirements for substances in articles' posted at this URL: <https://echa.europa.eu/guidance-documents/guidance-on-reach>

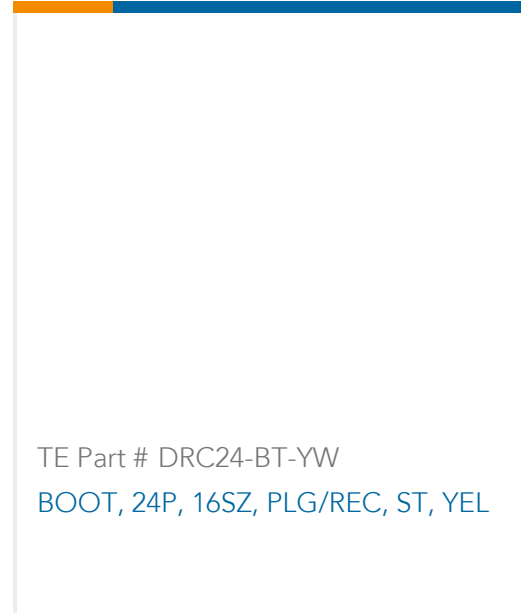
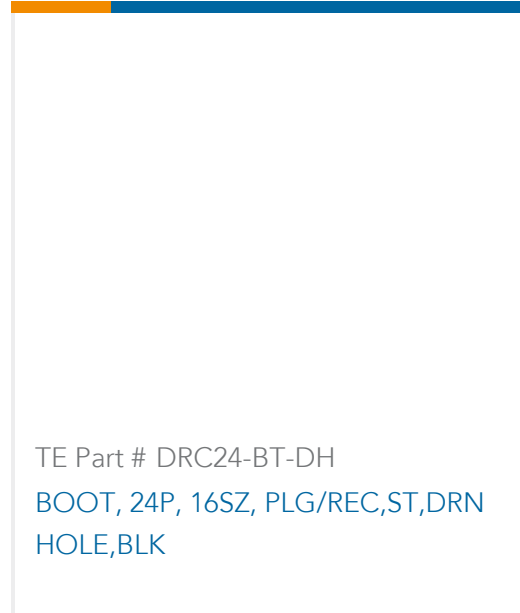
**Compatible Parts**

TE Part # CAT-D48-ST273  
DEUTSCH SOLID CONTACTS

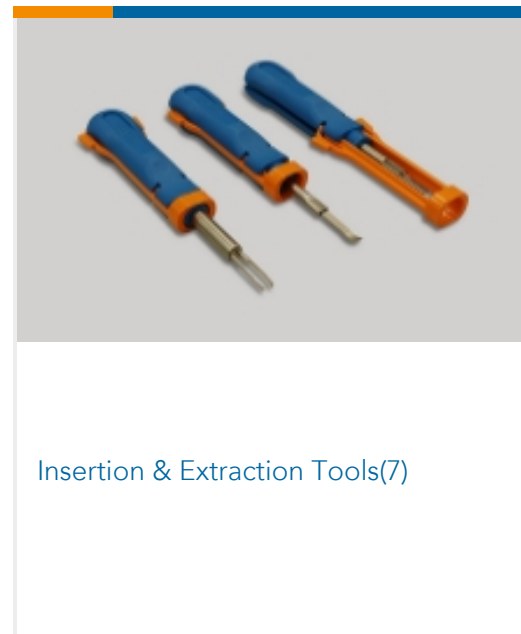
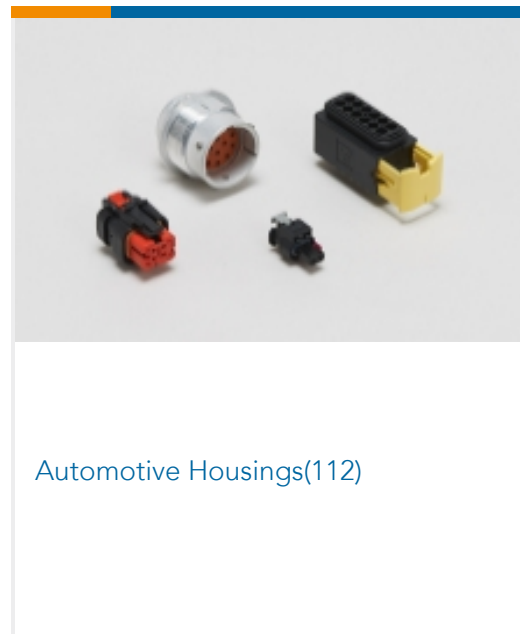

TE Part # 0411-291-1405  
EXT TOOL, SIZE 16, 14-16 AWG, N, GRN

TE Part # 0411-204-1605  
EXT TOOL, SIZE 16, 16-18 AWG, N, DRK BLU

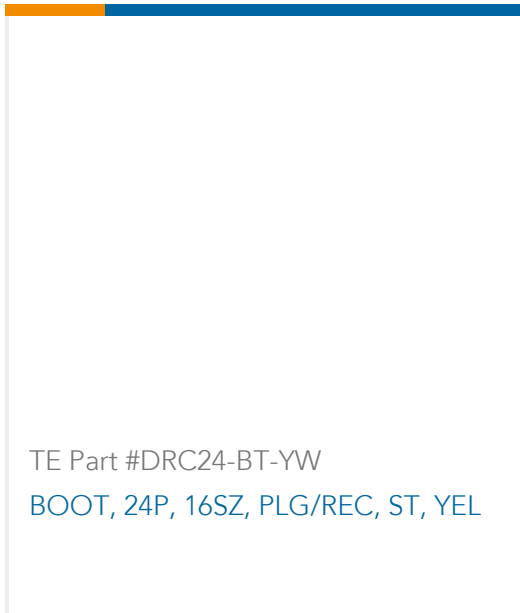
TE Part # CAT-D799-H342  
DEUTSCH DRC HEADERS



Also in the Series | **DEUTSCH DRC**



Customers Also Bought





## Documents

### Product Drawings

[PLG, 24P, BLK, N, A](#)

English

---

### CAD Files

[3D PDF](#)

3D

Customer View Model

[ENG\\_CVM\\_CVM\\_DRC16-24SA\\_99\\_c-drc16-24sa-99.2d\\_dxf.zip](#)

English

Customer View Model

[ENG\\_CVM\\_CVM\\_DRC16-24SA\\_99\\_c-drc16-24sa-99.3d\\_igs.zip](#)

English

Customer View Model

[ENG\\_CVM\\_CVM\\_DRC16-24SA\\_99\\_c-drc16-24sa-99.3d\\_stp.zip](#)

English

By downloading the CAD file I accept and agree to the [Terms and Conditions](#) of use.

---

### Datasheets & Catalog Pages

[ICT Terminals and Connectors Catalogue](#)

English

[CONNECTOR SELECTOR](#)

English

---

### Product Specifications

[Engineering Report](#)

English

---

### Agency Approvals

[UL Report](#)

English

[UL Report](#)

English