

Monitoring Relays 3-Phase Voltage selection Type DPA55



- 3-phase monitoring relay for phase sequence
- Detects if voltage is at the desired level ($\pm 10\%$ or $\pm 15\%$)
- Measures its own power supply
- Wide power supply range: 208 to 480 VAC ($\pm 15\%$)
- Output: 5 A SPDT relay normally energized
- For mounting on DIN-rail in accordance with DIN/EN 50 022
- 17.5 mm DIN-rail housing (DIN 43880)
- LED indication for relay and power supply ON


Product Description

3-Phase relay for detection of incorrect mains voltage. Also detecting incorrect phase sequence and phase loss. This unit allows to stop incorrect power supply voltage when different from the desired one.
Power supply range from 208

to 480 VAC plus selection of the different possible nominal voltages. For mounting on DIN-rail. Housing 17.5 mm wide suitable both for back and front panel mounting.

Ordering Key

DPA 55 C M44



Type Selection

Mounting	Output
DIN-rail	SPDT

Supply: 208 to 480 VAC
DPA 55 C M44

Input Specifications

Input L1, L2, L3	Terminals L1, L2, L3 Measures its own supply
Measuring range	177 to 550 VAC
Hysteresis	< 3V

Output Specifications

Output	SPDT relay, N.E.
Rated insulation voltage	250 VAC
Contact ratings (AgSnO₂)	μ
Resistive loads	AC 1 DC 12
Small inductive loads	AC 15 DC 13
Mechanical life	$\geq 30 \times 10^6$ operations
Electrical life	$\geq 10^5$ operations (at 5 A, 250 V, $\cos \varphi = 1$)
Operating frequency	≤ 7200 operations/h
Dielectric strength	
Dielectric voltage	≥ 2 kVAC (rms)
Rated impulse withstand volt.	4 kV (1.2/50 μ s)

Supply Specifications

Power supply Rated operational voltage through terminals: L1, L2, L3	Overvoltage cat. III (IEC 60664, IEC 60038) 208 to 480 VAC $\pm 15\%$, 45 to 65 Hz
Rated operational power	18 VA @ 400 VAC, 50 Hz Supplied by L1 and L3



General Specifications

Reaction time Alarm ON delay Alarm OFF delay	< 100 ms < 300 ms	Housing Dimensions Material	17.5 x 81 x 67.2 mm PA66 or Noryl
Accuracy Temperature drift Repeatability	(15 min warm-up time) ± 1000 ppm/°C ± 0.5% on full scale	Weight Screw terminals Tightening torque	Approx. 80 g Max. 0.5 Nm acc. to IEC 60947
Indication for Power supply ON Relay ON	LED, green LED, yellow	Product standard Approvals	EN 60255-6 UL, CSA
Environment Degree of protection Pollution degree Operating temperature @ Max. voltage, 50 Hz @ Max. voltage, 60 Hz Storage temperature	IP 20 2 -20 to +60°C, R.H. < 95% -20 to +50°C, R.H. < 95% -30 to +80°C, R.H. < 95%	CE Marking EMC Immunity Emissions	L.V. Directive 2006/95/EC EMC Directive 2004/108/EC According to EN 60255-26 According to EN 61000-6-2 According to EN 60255-26 According to EN 61000-6-3

Mode of Operation

DPA55 monitors its own 3-phase power supply. The relay operates when all the phases are present, the phase sequence is correct

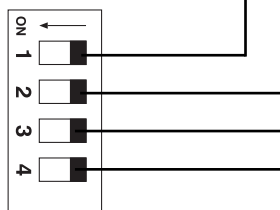
and each phase-phase voltage is within the desired tolerance (± 10% or ± 15%).

Example 1
The relay monitors that the power supply is the correct one for the required equipment.

Example 2
The relay releases in case of incorrect phase sequence or when the voltage is outside the set limits.

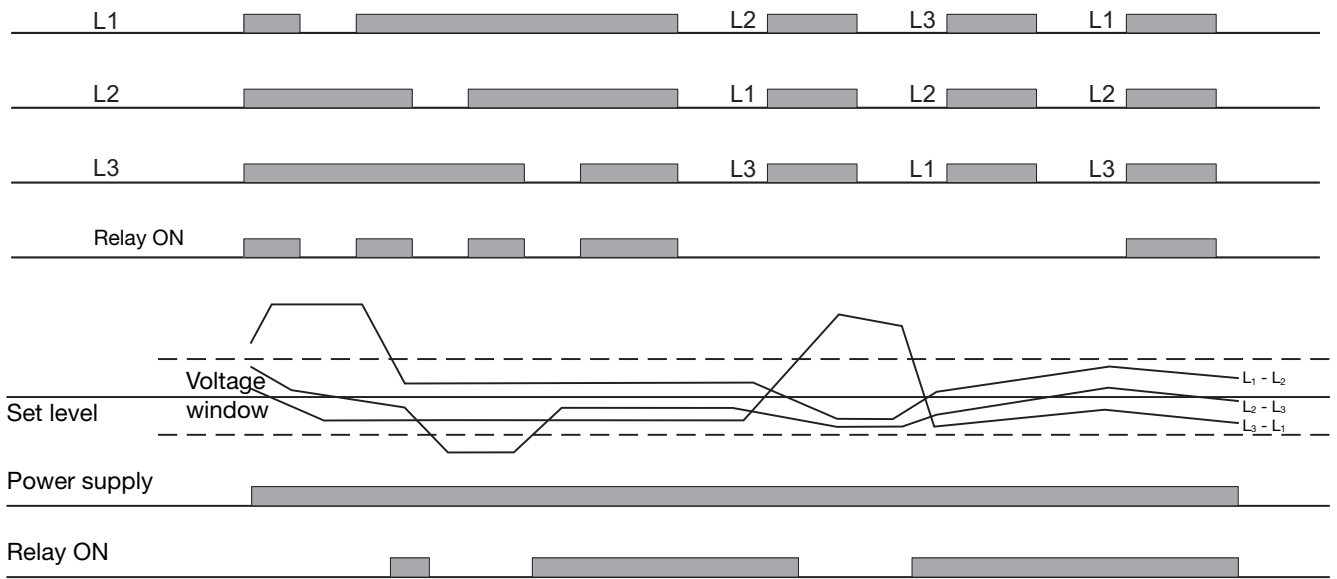
Range setting

Select the proper nominal voltage level using DIP-switches as shown below.

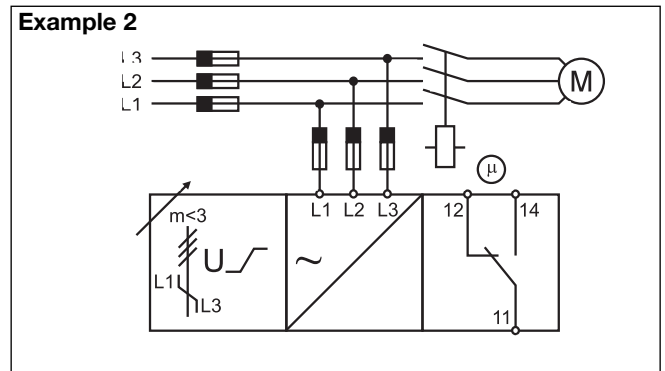
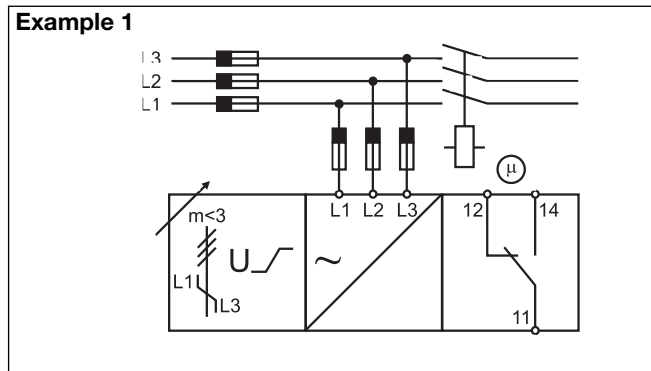


Voltage window			
ON: ± 15 %			
OFF: ± 10 %			
Measuring range			
	SW2	SW3	SW4
208 VAC	OFF	OFF	OFF
220 VAC	OFF	OFF	ON
230 VAC	OFF	ON	OFF
240 VAC	OFF	ON	ON
380 VAC	ON	OFF	OFF
400 VAC	ON	OFF	ON
415 VAC	ON	ON	OFF
480 VAC	ON	ON	ON

Operation Diagrams



Wiring Diagrams



Dimensions

