

WINNIE-W

~50° wide beam. Holder with 35 mm screw hole distance according to Zhaga standard. Compatible with Bender+Wirth 4xx Typ L5 connector.

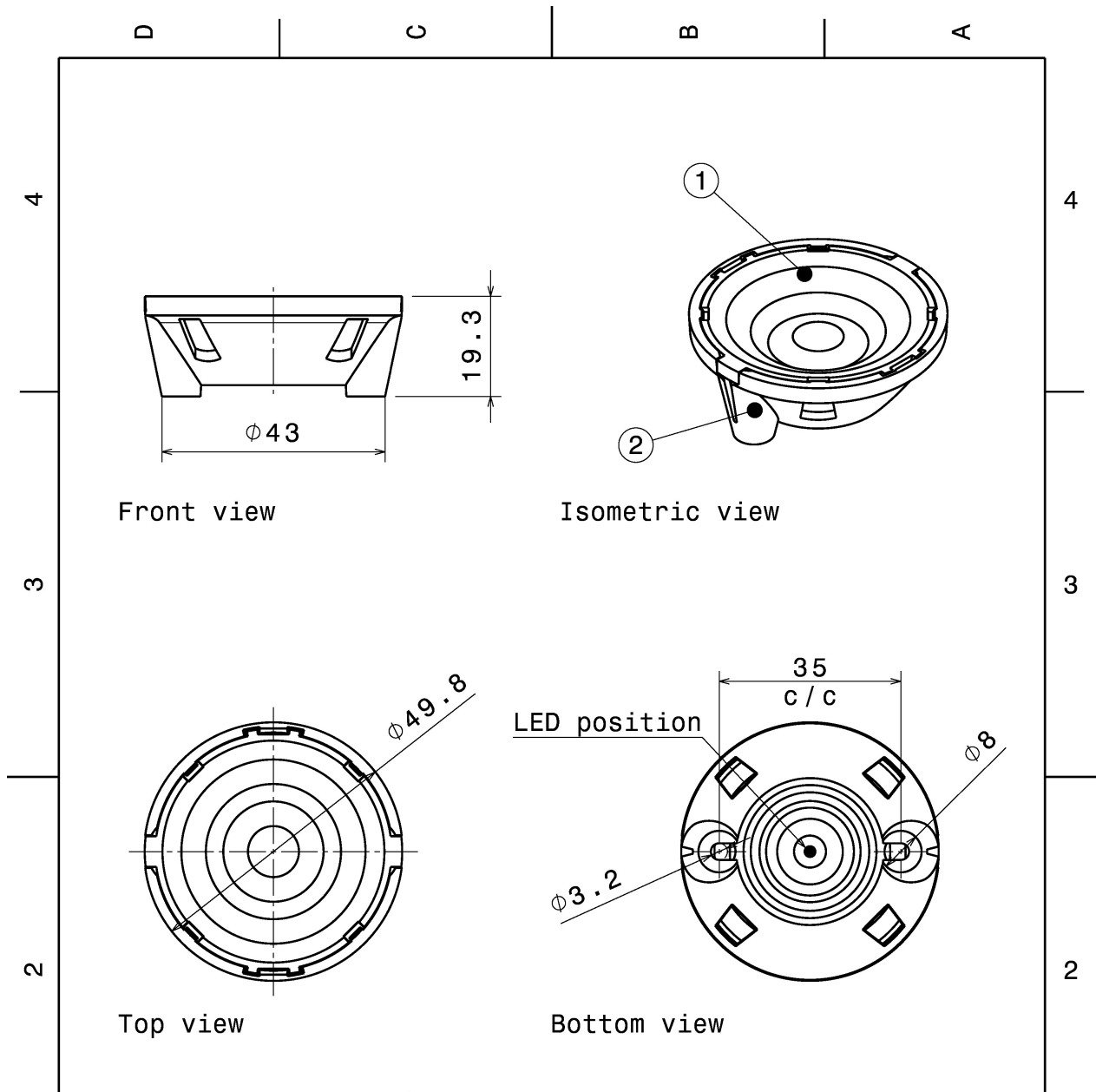
TECHNICAL SPECIFICATIONS:

Dimensions	Ø 49.8 mm
Height	19.3 mm
Fastening	screw
Colour	white
Box size	
Box weight	0 kg
Quantity in Box	364 pcs
ROHS compliant	yes ⓘ



MATERIAL SPECIFICATIONS:

Component	Type	Material	Colour
WINNIE-W	Single lens	PMMA	clear
WINNIE-HOLDER	Holder	PC	



INDEX	PART NO	DESCRIPTION	MATERIAL	COLOUR
1	C14234	WINNIE-W	PMMA	clear
2	C14235	WINNIE-HOLDER	PC	white

Tolerances if not otherwise shown
According to DIN ISO 2768-1
Linear measures:
Up to 30mm class M, otherwise class C
According to DIN ISO 2768-2
Form and position: class L

LEDiL

Ledil Oy
Salorankatu 10
FIN 24240 SALO
Finland

THIRD ANGLE PROJECTION:

DRAWING TITLE

CN14238_WINNIE-W

This drawing is the property of LEDiL Oy. It may not be reproduced, copied or communicated without a written agreement with LEDiL Oy.


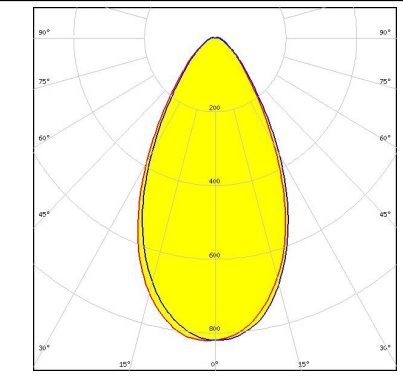



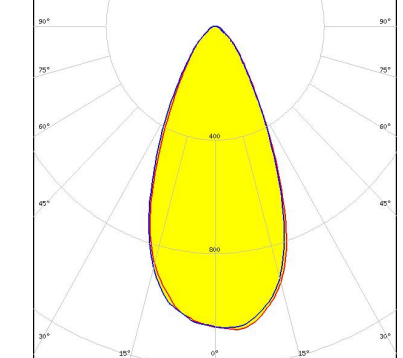
SIZE PART NUMBER

A4

CN14238

SCALE 1:1 WEIGHT 14,82 g SHEET 1/1


PHOTOMETRIC DATA (MEASURED):

<p>bridgelux.</p> <p>LED V18 Gen6</p> <p>FWHM 56.0°</p> <p>Efficiency 88 %</p> <p>Peak intensity 0.820 cd/lm</p> <p>LEDs/each optic 1</p> <p>Light colour White</p> <p>Required components:</p>		
<p>bridgelux.</p> <p>LED V6 Gen6</p> <p>FWHM 47.0°</p> <p>Efficiency 87 %</p> <p>Peak intensity 1.200 cd/lm</p> <p>LEDs/each optic 1</p> <p>Light colour White</p> <p>Required components:</p>		
<p>bridgelux.</p> <p>LED V8 Gen6</p> <p>FWHM 48.0°</p> <p>Efficiency 88 %</p> <p>Peak intensity 1.100 cd/lm</p> <p>LEDs/each optic 1</p> <p>Light colour White</p> <p>Required components:</p>		
<p>bridgelux.</p> <p>LED VERO10</p> <p>FWHM 49.0°</p> <p>Efficiency 90 %</p> <p>Peak intensity 1.100 cd/lm</p> <p>LEDs/each optic 1</p> <p>Light colour White</p> <p>Required components:</p>		

PHOTOMETRIC DATA (MEASURED):

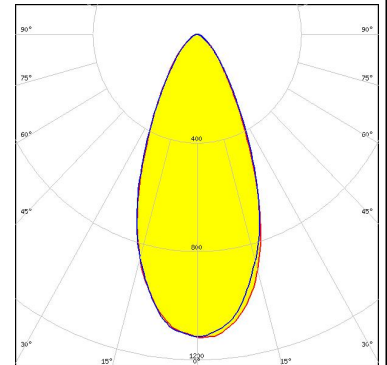

CITIZEN

LED CLL01x
FWHM 45.0°
Efficiency 87 %
Peak intensity 1.200 cd/lm
LEDs/each optic 1
Light colour White
Required components:



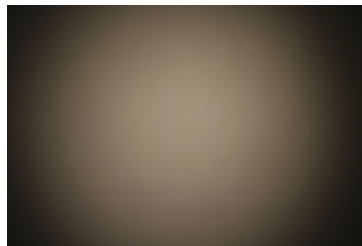
CITIZEN

LED CLL02x/CLU02x (LES10)
FWHM 46.0°
Efficiency 87 %
Peak intensity 1.100 cd/lm
LEDs/each optic 1
Light colour White
Required components:
Bender Wirth: 434 Typ L5



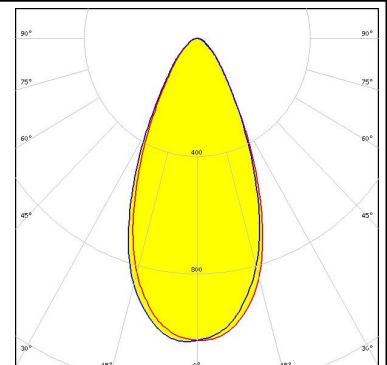

CITIZEN

LED CLL02x/CLU02x (LES10)
FWHM 46.0°
Efficiency 87 %
Peak intensity 1.600 cd/lm
LEDs/each optic 1
Light colour White
Required components:



CITIZEN

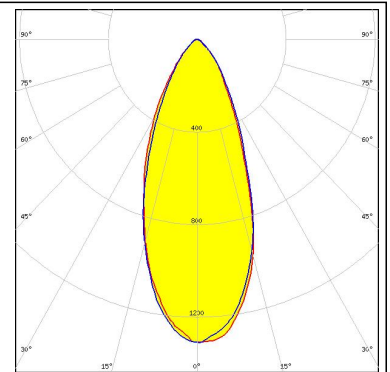

LED CLL03x/CLU03x
FWHM 48.0°
Efficiency 88 %
Peak intensity 1.000 cd/lm
LEDs/each optic 1
Light colour White
Required components:
Bender Wirth: 433 Typ L5



PHOTOMETRIC DATA (MEASURED):

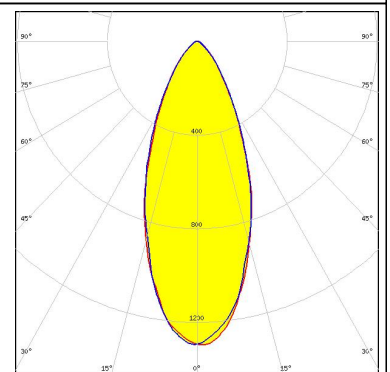

CITIZEN

LED CLU700/701
 FWHM 42.0°
 Efficiency 88 %
 Peak intensity 1.300 cd/lm
 LEDs/each optic 1
 Light colour White
 Required components:



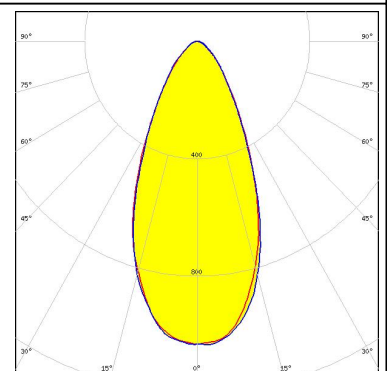

CITIZEN

LED CLU700/701
 FWHM 42.0°
 Efficiency 88 %
 Peak intensity 1.300 cd/lm
 LEDs/each optic 1
 Light colour White
 Required components:
 Bender Wirth: 434 Typ L5



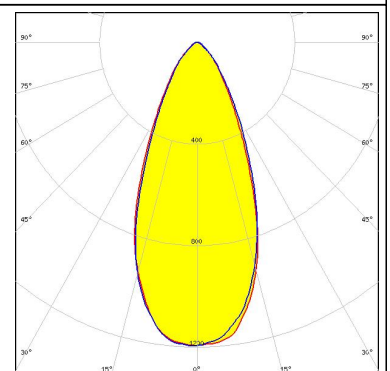

CITIZEN

LED CLU710/711
 FWHM 47.0°
 Efficiency 87 %
 Peak intensity 1.000 cd/lm
 LEDs/each optic 1
 Light colour White
 Required components:



CITIZEN

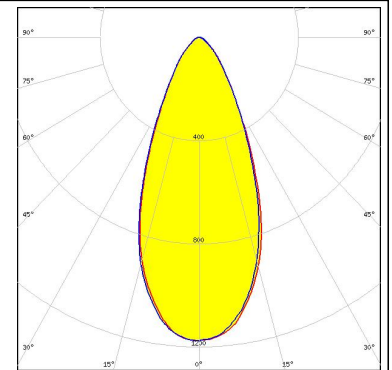

LED CLU710/711
 FWHM 45.0°
 Efficiency 88 %
 Peak intensity 1.200 cd/lm
 LEDs/each optic 1
 Light colour White
 Required components:
 Bender Wirth: 470 Typ L5



PHOTOMETRIC DATA (MEASURED):

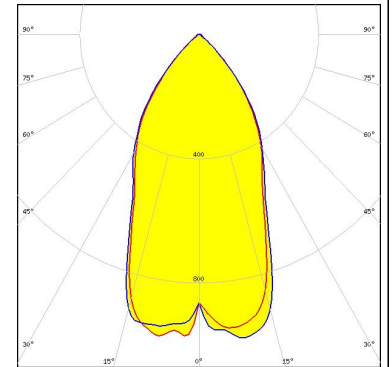

CITIZEN

LED CLU720/721
 FWHM 45.0°
 Efficiency 87 %
 Peak intensity 1.200 cd/lm
 LEDs/each optic 1
 Light colour White
 Required components:
 Bender Wirth: 433 Typ L5




CREE

LED CXA/B 13xx
 FWHM 51.0°
 Efficiency 89 %
 Peak intensity 1.100 cd/lm
 LEDs/each optic 1
 Light colour White
 Required components:



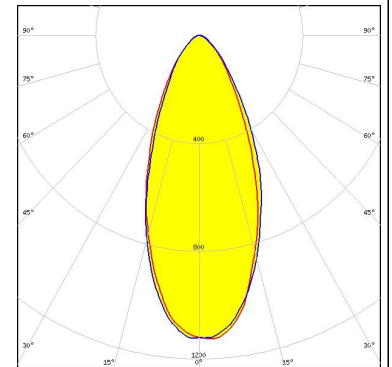

CREE

LED CXA/B 15xx
 FWHM 52.0°
 Efficiency 87 %
 Peak intensity 1.100 cd/lm
 LEDs/each optic 1
 Light colour White
 Required components:











CREE

LED MHD-E/G
 FWHM 45.0°
 Efficiency 88 %
 Peak intensity 1.100 cd/lm
 LEDs/each optic 1
 Light colour White
 Required components:



PHOTOMETRIC DATA (MEASURED):

 LED LUXEON CoB 1202/1203 FWHM 48.0° Efficiency 88 % Peak intensity 1.100 cd/lm LEDs/each optic 1 Light colour White Required components:	
 LED LUXEON CoB 1202s FWHM 46.0° Efficiency 89 % Peak intensity 1.300 cd/lm LEDs/each optic 1 Light colour White Required components:	
 LED CxM-14 (19x19) FWHM 50.0° Efficiency 86 % Peak intensity 1.000 cd/lm LEDs/each optic 1 Light colour White Required components:	
 LED CxM-9 (13.5x13.5) FWHM 48.0° Efficiency 90 % Peak intensity 1.300 cd/lm LEDs/each optic 1 Light colour White Required components:	

PHOTOMETRIC DATA (MEASURED):


OSRAM
Opto Semiconductors

LED Duris S10
FWHM 54.0°
Efficiency 88 %
Peak intensity 1.000 cd/lm
LEDs/each optic 1
Light colour White
Required components:




OSRAM
Opto Semiconductors

LED Soleriq S13
FWHM 49.0°
Efficiency 87 %
Peak intensity 1.000 cd/lm
LEDs/each optic 1
Light colour White
Required components:



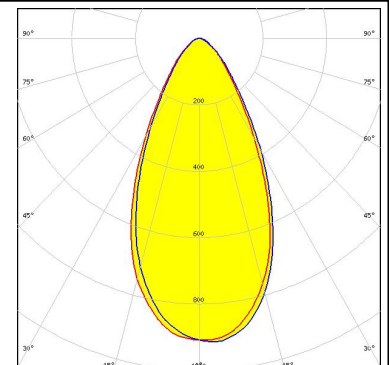

OSRAM
Opto Semiconductors

LED Soleriq S19
FWHM 50.0°
Efficiency 84 %
Peak intensity 1.000 cd/lm
LEDs/each optic 1
Light colour White
Required components:



SAMSUNG

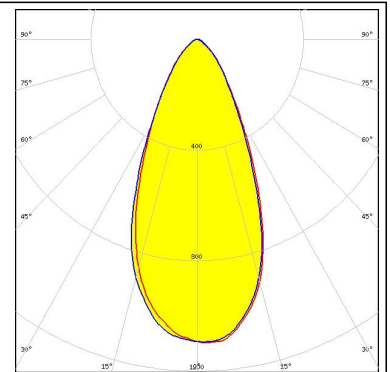

LED COB D Series LES 14.5 mm
FWHM 52.0°
Efficiency 85 %
Peak intensity 0.920 cd/lm
LEDs/each optic 1
Light colour White
Required components:



PHOTOMETRIC DATA (MEASURED):

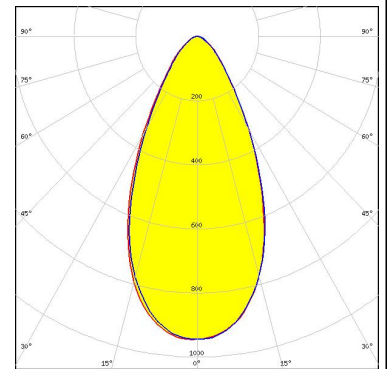

SAMSUNG

LED COB D Series LES 9.8 mm
 FWHM 47.0°
 Efficiency 88 %
 Peak intensity 1.100 cd/lm
 LEDs/each optic 1
 Light colour White
 Required components:



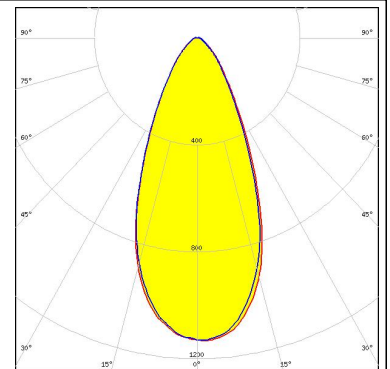

SEOUL SEMICONDUCTOR

LED MJT COB LES 14.5
 FWHM 51.0°
 Efficiency 84 %
 Peak intensity 0.900 cd/lm
 LEDs/each optic 1
 Light colour White
 Required components:
 Bender Wirth: 433 Typ L5



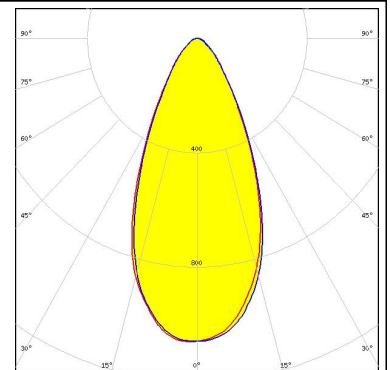

SEOUL SEMICONDUCTOR

LED MJT COB LES 9.8
 FWHM 46.0°
 Efficiency 90 %
 Peak intensity 1.100 cd/lm
 LEDs/each optic 1
 Light colour White
 Required components:
 Bender Wirth: 434 Typ L5



SEOUL SEMICONDUCTOR

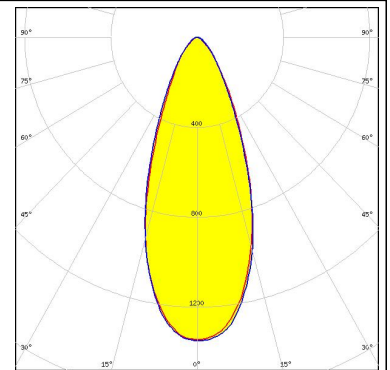

LED ZC12/18
 FWHM 48.0°
 Efficiency 89 %
 Peak intensity 1.100 cd/lm
 LEDs/each optic 1
 Light colour White
 Required components:
 Bender Wirth: 433 Typ L5



PHOTOMETRIC DATA (MEASURED):

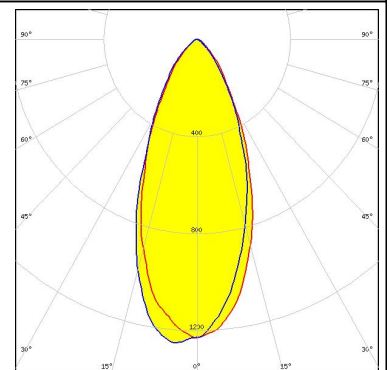

TRIDONIC

LED SLE G5 LES11
 FWHM 41.0°
 Efficiency 86 %
 Peak intensity 1.400 cd/lm
 LEDs/each optic 1
 Light colour White
 Required components:



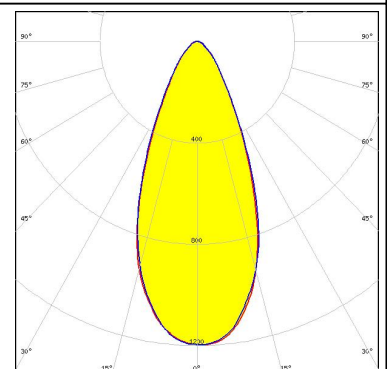

TRIDONIC

LED SLE G5 LES6
 FWHM 43.0°
 Efficiency 88 %
 Peak intensity 1.300 cd/lm
 LEDs/each optic 1
 Light colour White
 Required components:



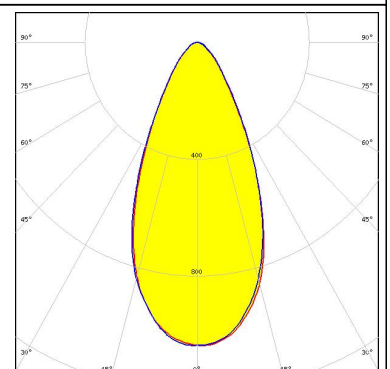

VS LIGHTING SOLUTIONS

LED DMC 124 / 125
 FWHM 45.0°
 Efficiency 89 %
 Peak intensity 1.200 cd/lm
 LEDs/each optic 1
 Light colour White
 Required components:
 Bender Wirth: 433 Typ L5



VS LIGHTING SOLUTIONS

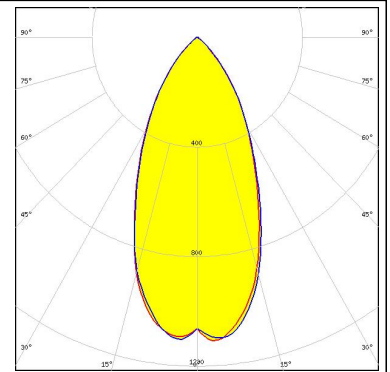
LED DMC 128
 FWHM 49.0°
 Efficiency 88 %
 Peak intensity 1.000 cd/lm
 LEDs/each optic 1
 Light colour White
 Required components:
 Bender Wirth: 433 Typ L5



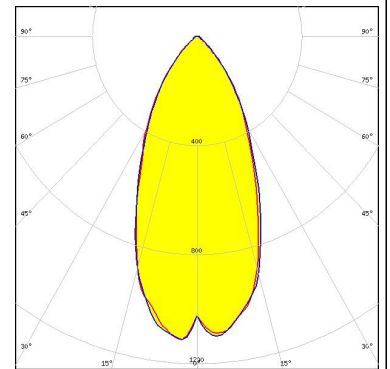
PHOTOMETRIC DATA (SIMULATED):



LED CXA/B 15xx
FWHM 48.0°
Efficiency 86 %
Peak intensity 1.110 cd/lm
LEDs/each optic 1
Light colour White
Required components:
C14305_STELLA-CLAMP-CXA15-18



LED LUXEON CoB 1202/1203
FWHM 47.0°
Efficiency 89 %
Peak intensity 1.167 cd/lm
LEDs/each optic 1
Light colour White
Required components:
Bender Wirth: 441 Typ L5



LED LUXEON CoB Compact
FWHM 46.0°
Efficiency 89 %
Peak intensity 1.300 cd/lm
LEDs/each optic 1
Light colour White
Required components:



LED LUXEON M/MX
FWHM 56.0°
Efficiency 94 %
Peak intensity 0.909 cd/lm
LEDs/each optic 1
Light colour White
Required components:

PHOTOMETRIC DATA (SIMULATED):



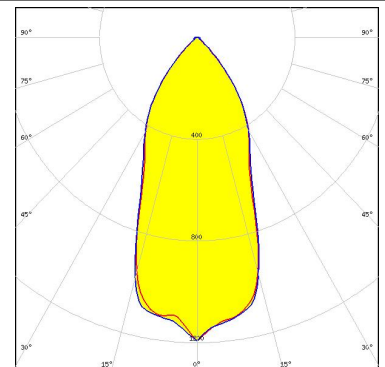
LED CxM-14 (19x19)
FWHM 48.0°
Efficiency 88 %
Peak intensity 1.000 cd/lm
LEDs/each optic 1
Light colour White
Required components:
Bender Wirth: 433 Typ L5



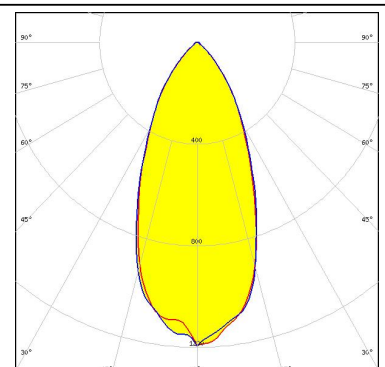
LED CxM-9 (13.5x13.5)
FWHM 46.0°
Efficiency 87 %
Peak intensity 1.100 cd/lm
LEDs/each optic 1
Light colour White
Required components:
Bender Wirth: 434 Typ L5



LED COB S-Type (LES 6)
FWHM 44.0°
Efficiency 92 %
Peak intensity 1.193 cd/lm
LEDs/each optic 1
Light colour White
Required components:



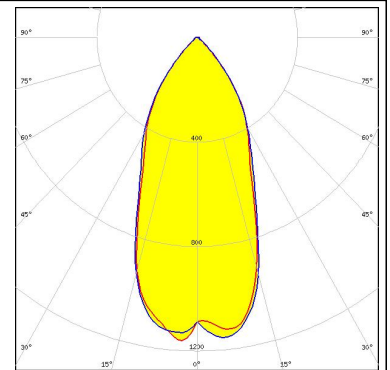
LED Soleriq S9
FWHM 45.0°
Efficiency 90 %
Peak intensity 1.200 cd/lm
LEDs/each optic 1
Light colour White
Required components:



PHOTOMETRIC DATA (SIMULATED):

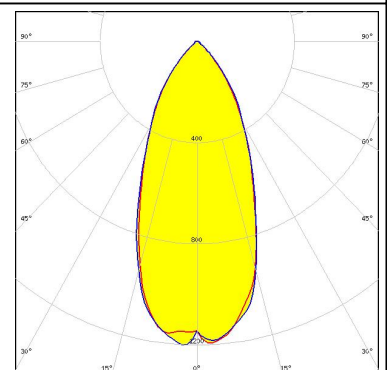
SAMSUNG

LED LC010C
FWHM 45.0°
Efficiency 91 %
Peak intensity 1.200 cd/lm
LEDs/each optic 1
Light colour White
Required components:
Bender Wirth: 479 Typ L5



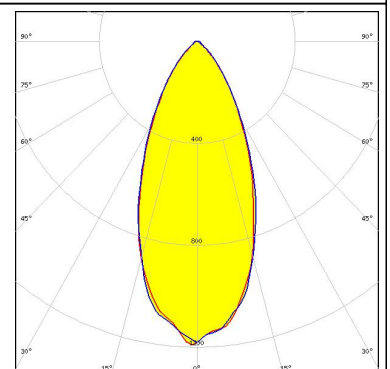
SAMSUNG

LED LC020C
FWHM 45.0°
Efficiency 89 %
Peak intensity 1.200 cd/lm
LEDs/each optic 1
Light colour White
Required components:
Bender Wirth: 479 Typ L5



SAMSUNG

LED LC040C
FWHM 45.0°
Efficiency 88 %
Peak intensity 1.200 cd/lm
LEDs/each optic 1
Light colour White
Required components:
Bender Wirth: 479 Typ L5



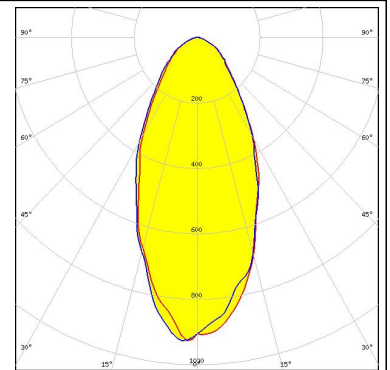
SEOUL SEMICONDUCTOR

LED ZC4/6
FWHM 46.0°
Efficiency 87 %
Peak intensity 1.100 cd/lm
LEDs/each optic 1
Light colour White
Required components:
Bender Wirth: 434 Typ L5

PHOTOMETRIC DATA (SIMULATED):

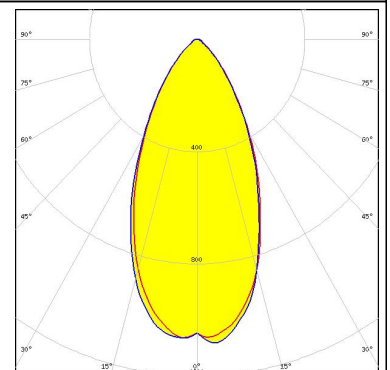
TRIDONIC

LED SLE G6 LES10
FWHM 48.0°
Efficiency 91 %
Peak intensity 0.000 cd/lm
LEDs/each optic 1
Light colour White
Required components:
Bender Wirth: 434 Typ L5



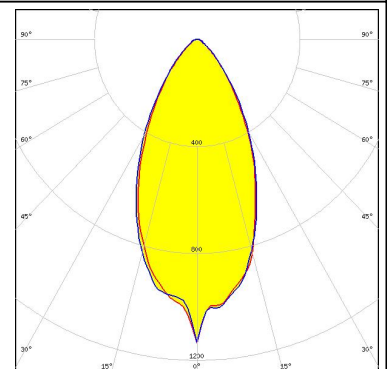
TRIDONIC

LED SLE G6 LES15
FWHM 49.0°
Efficiency 92 %
Peak intensity 1.100 cd/lm
LEDs/each optic 1
Light colour White
Required components:
Bender Wirth: 433 Typ L5



TRIDONIC

LED SLE G6 LES17
FWHM 48.0°
Efficiency 92 %
Peak intensity 1.140 cd/lm
LEDs/each optic 1
Light colour White
Required components:
Bender Wirth: 433 Typ L5



GENERAL INFORMATION:

NOTE: The typical beam angle will be changed by different color, chip size and chip position tolerance. The typical total beam angle is the full angle measured where the luminous intensity is half of the peak value.

Due to use of high power COB's with this product, special attention to proper thermal design is highly recommended. LEDiL has no liability for direct, indirect or consecutive damages arising from the LEDiL products being used outside of the recommended temperature range.

MATERIALS:

As part of our continuous research and improvement processes, and to ensure the best possible quality and availability of our products, LEDiL reserves the right to change material grades without notice.

PRODUCT DATA USER AGREEMENT AND DISCLAIMER:

The measured data in the provided downloadable LEDiL Product Datasheets and Mechanical 2D-Drawings is rounded and provided as reference for planning. LEDiL Oy's optical specifications have been verified by conducting performance testing of the products in accordance with the company's quality system. The reported data are averaged results of multiple measurements with typical variation. LEDiL Oy reserves the right to without prior notification make changes and improvements to its products.

LEDiL Oy assumes neither warranty, nor guarantee nor any other liability of any kind for the contents and correctness of the provided data. The provided data has been generated with highest diligence but the provided data may in reality not represent the complete possible variation range of all intrinsic parameters. Therefore, in certain cases a deviation from the provided data could occur.

LEDiL Oy reserves the right to undertake technical changes of its products without further notification which could lead to changes in the provided data. LEDiL Oy assumes no liability of any kind for the possible deviation from any provided data or any other damage resulting from the usage of the provided data.

The user agrees to this disclaimer and user agreement with the download or usage of the provided files.

LEDiL Oy

Joensuunkatu 13
FI-24240 SALO
Finland

LEDiL Inc.

228 West Page Street
Suite D
Sycamore IL 60178
USA

Local sales and technical support

[www.ledil.com/
where_to_buy](http://www.ledil.com/where_to_buy)

Shipping locations

Salo, Finland
Hong Kong, China

Distribution Partners

[www.ledil.com/
where_to_buy](http://www.ledil.com/where_to_buy)