



CI-K2 small enclosures with top-hat rail



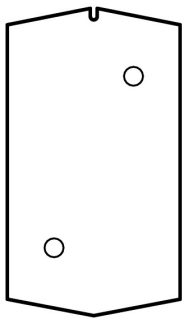
Powering Business Worldwide™

Part no.
Article no.


CI-K2-100-TS
206882

Program

Product range			CI-K small enclosure
Basic function			Basic enclosures
Basic function			CI-K empty enclosures
Single unit/Complete unit			Single unit
Protection type			Front IP65
Material			Glass-fibre reinforced polycarbonate
Color			Enclosure base RAL 9005, black Operator only RAL 7035, light gray
Description			Metric cable entry knockouts top, bottom and in the back plate Push-through cable entry diaphragm Control cable entry Lamp indicator L-, can be mounted in base knock-out M20/M25
Dimensions		mm	
Enclosure depth			
Legend for the graphic			Dimensions from top: Mounting depth with mounting plate Mounting depth for mounting rail 7.5 mm height Mounting depth for mounting rail 15 mm height
Enclosure depth		mm	
Mounting depth for mounting rail 7.5 mm height		mm	73
Features			With mounting rail
Notes			
M			
Knockouts			
2 x M25 or push-through diaphragm up to \varnothing 16 mm			
Q			
Knockouts			
2 x M25 or push-through diaphragm up to \varnothing 16 mm and 1 push-through diaphragm up to \varnothing 8 mm			
T			



Back plate:

2 x push-through diaphragm up to  11 mm
(not for CI-K2H)

Notes

Cross-reference Number and size of cable entries → #229310

Approbationen

UL approval
CSA approval

No
No

General

Standards			IEC/EN 60529 DIN 43660 EN 50262
Climatic proofing			Damp heat, constant to IEC 60068-2-78 Damp heat, cyclic to IEC 60068-2-30
Ambient temperature		°C	- 25 - 70
Ambient temperature with push-through cable entry		°C	- 25 ... 40
Protection type			Front IP65
Degree of protection with push-through cable entry			IP65
Dissipatable heat loss			
			→ Radiated heat dissipation

Material characteristics

Material			
Base, Cover			Glass-fibre reinforced polycarbonate
Colour			
Base			RAL 9005, black (matt)
Cover			Enclosure cover RAL 7035, light grey (matt)

Material properties

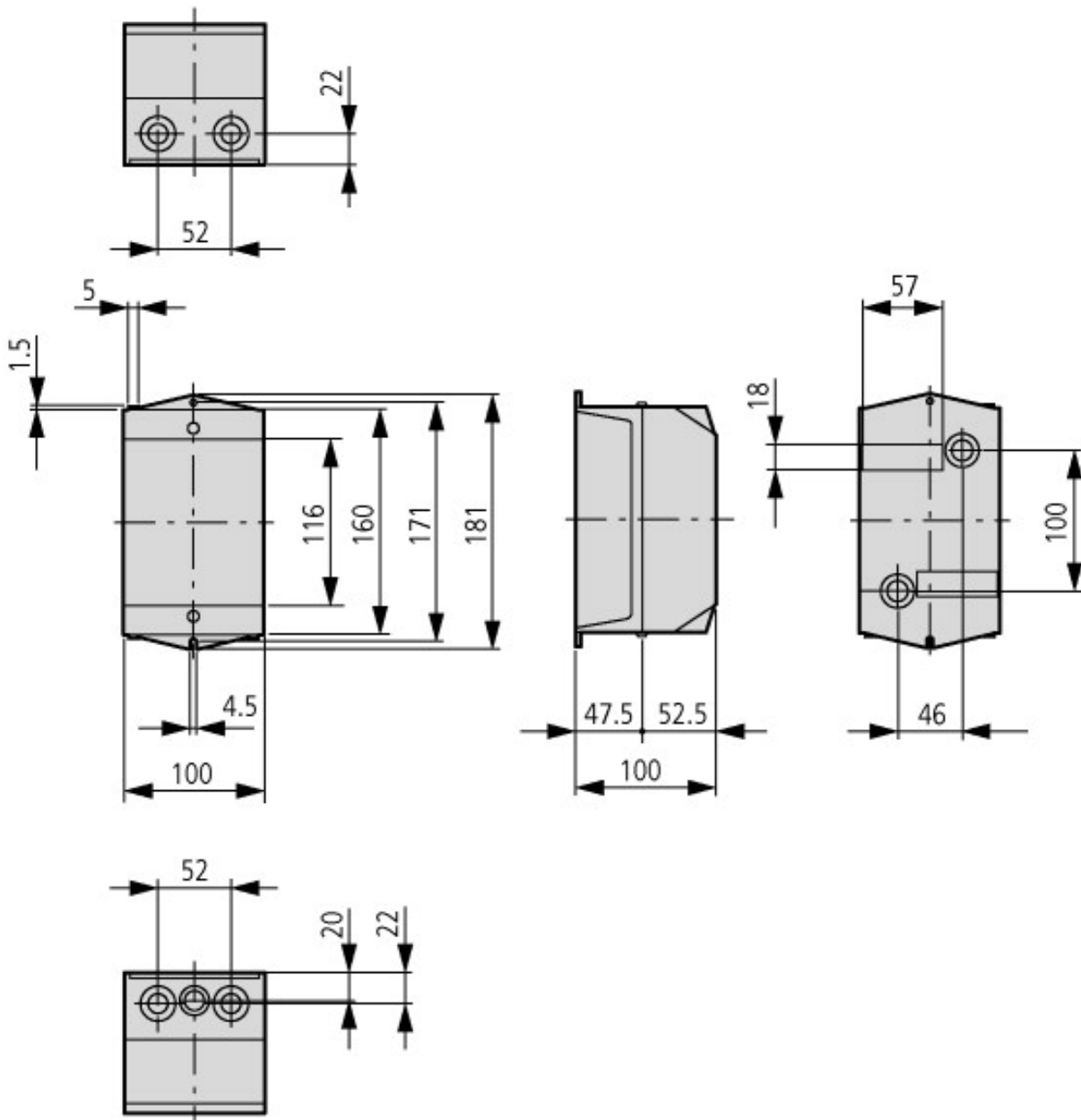
Electrical			
Creepage resistance to IEC 60112			
Base			CTI 175
Cover			CTI 175
Surface resistance to IEC 60093		$\Omega \times 10^{13}$	1
Dielectric strength to IEC 60243-1		kV/mm	30
Thermal			
Continuous thermal stability			
Enclosures		°C	-40 ... 120
Gasket		°C	-40 ... 80
Mechanical			
IK code to EN 50102			06
max. assembly weights			
per mounting rail		kg	0.7
Chemical resistance			
Base, Cover			
Resistant			Acids < 10 %, mineral oil, petrol, grease, saline solution
Partially resistant			Acids > 10 %, alcohol
Not resistant			Alkalis, benzol

Push-through membrane (CI-K1/CI-K2) and sealing material			
Resistant			Acids < 10 %, alkalis, alcohol, saline solution
Partially resistant			Acids < 10 %, grease, benzol
Not resistant			Mineral oil, petrol
Atmospheric			
Saline spray			IEC 60068-2-11
UV resistance			Beneath protective shield
Water consumption to DIN EN ISO 62		%	0.29
Flammability characteristics			
Glow wire test			
Base, Cover			
Glow wire to VDE 0471 Part 2		°C	Thickness 960/1 mm
to UL 94			V0/1.5 mm thick
Push-through membrane (CI-K1/CI-K2) and sealing material			
To IEC 2		°C	650/1 mm thick
to UL 94			HB
Halogen free			Yes
Notes			The degree of protection specifications do not apply to CI-K2-80-A

Technical data according to ETIM 4.0

Width		mm	100
Design			surface mounting
Height		mm	160
Depth		mm	100
With transparent cover			No
Suitable for emergency stop			YES
Housing material			Insulated material
Degree of protection (IP)			IP65

Dimensions



Additional product information (links)

IL01502081Z (IL01502081Z) Insulated small enclosures

ftp://ftp.moeller.net/DOCUMENTATION/AWA_INSTRUCTIONS/IL01502081Z2011_02.pdf

Engineering

Overview radiated heat dissipation

ftp://ftp.moeller.net/DOCUMENTATION/PDF/GB/TD_CI-K_CI_de.pdf