





High Performance DIP Switches with Dustproof Construction (Internally Sealed)

- ROHS compliant.
- Dustproof construction yields superior contact reliability.
- Designed to DIP (Dual Inline Package) standards and allows automatic mounting with IC insertion machines (Flat actuator types only).
- Smooth, sure switching action.
- Gold-plated twin contacts and a slide-type, self-cleaning mechanism ensure high reliability.



Ordering Information

Type (Actuator colour)	Flat actuator (Yellow)		Raised actuator (Yellow)		Side actuator (Yellow)	
						
No. of poles		Quantity per stick		Quantity per stick		Quantity per stick
2	A6D-2100	73	A6D-2103	73	A6DR-2100	100
4	A6D-4100	43	A6D-4103	43	A6DR-4100	50
6	A6D-6100	30	A6D-6103	30	A6DR-6100	
8	A6D-8100	23	A6D-8103	23	A6DR-8100	
10	A6D-0100	19	A6D-0103	19	A6DR-0100	

Note 1: Order must be made in multiples of pack quantity. Switches are not sold individually.

2: Contact your OMRON sales representatives to request special markings or designations.

Specifications

■ Rating/Characteristics

Switching capacity	100 mA at 5 VDC and 30 mA at 30 VDC (switching current) 10 μ A at 3.5 VDC (minimum current)
Ambient temperature	Operating: -20 to 70°C, at 60% maximum (no icing)
Ambient humidity	35 to 90% (for +5°C to 35°C)
Insulation resistance	100 m Ω min. (at 250 VDC)
Contact resistance	100 m Ω max. (initial value)
Dielectric strength	500 VAC for 1 minute between terminals of the same polarity, and between terminals of different polarity
Vibration resistance	Malfunction: 10 to 55 Hz, 1.5 mm double amplitude
Shock resistance	Malfunction: 300 m/s ² min.
Life expectancy	Mechanical: 5,000 operations min. Electrical: 2,000 operations min.
Operating force	4.90 N max.
Weight	Flat and raised actuators: 0.28 (2 poles), 0.45 g (4 poles), 0.65 g (6 poles), 0.80 g (8 poles), 1.0 g (10 poles) Side-actuators: 0.53g (2 poles), 0.8 g (4 poles), 1.2 g (6 poles), 1.7 g (8 poles), 2.2 g (10 poles)

DIP Switch (Slide Type) – A6D/A6DR

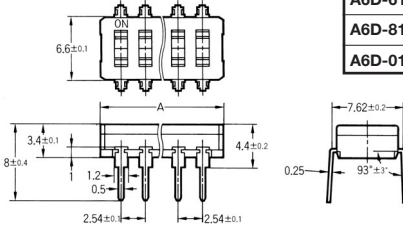

Dimensions

Note 1: All units are in millimetres unless otherwise indicated.

2: Unless otherwise specified, a tolerance of ± 0.4 mm applies to all dimensions.

Flat Actuator

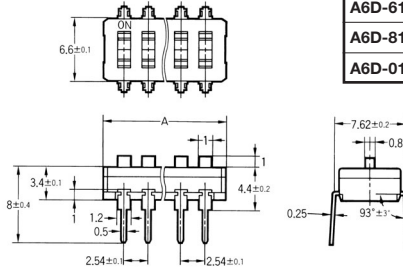

A6D-□100



Model	Dimension A ± 0.2
A6D-2100	7.1
A6D-4100	12.2
A6D-6100	17.3
A6D-8100	22.4
A6D-0100	27.4

Raised Actuator

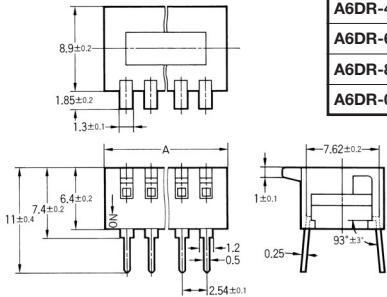

A6D-□103



Model	Dimension A ± 0.2
A6D-2103	7.1
A6D-4103	12.2
A6D-6103	17.3
A6D-8103	22.4
A6D-0103	27.4

Side Actuator

A6DR-□100

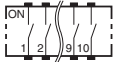


Model	Dimension A ± 0.2
A6DR-2100	7.1
A6DR-4100	12.2
A6DR-6100	17.3
A6DR-8100	22.4
A6DR-0100	27.4

Installation

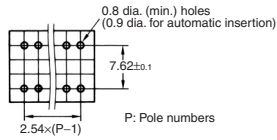
■ Internal Connections (Top View)

Internal connections (top view)



Mounting holes (top view)

(Single-sided PCB, $t=1.2$ to 1.6)



P: Pole numbers

ALL DIMENSIONS SHOWN ARE IN MILLIMETRES.

To convert millimetres into inches, multiply by 0.03937. To convert grams into ounces, multiply by 0.03527.