



Model Number

NMB10-18GM55-E2

Features

- 10 mm flush
- Stainless steel sensing face
- Increased operating distance

Technical Data

General specifications

Switching element function	PNP	NO
Rated operating distance	s_n	10 mm
Installation	flush (Requirements: see drawing below)	
Output polarity	DC	
Assured operating distance	s_a	0 ... 8.1 mm
Actuating element	Ferrous and nonferrous targets	
Reduction factor r_{Al}	0.4	
Reduction factor r_{Cu}	0.25	
Reduction factor r_{304}	0.85	
Reduction factor r_{S37}	1	

Nominal ratings

Operating voltage	U_B	10 ... 30 V DC
Switching frequency	f	0 ... 240 Hz
Hysteresis	H	3 ... 15 typ. 10 %
Reverse polarity protection	reverse polarity protected	
Short-circuit protection	pulsing	
Voltage drop	U_d	≤ 2 V
Operating current	I_L	≤ 200 mA
Off-state current	I_r	10 μ A
No-load supply current	I_0	≤ 10 mA
Operating voltage indicator	LED, green	
Switching state indicator	LED, yellow	

Functional safety related parameters

MTTF _d	847 a
Mission Time (T _M)	20 a
Diagnostic Coverage (DC)	0 %

Ambient conditions

Ambient temperature	-25 ... 70 °C (-13 ... 158 °F)
---------------------	--------------------------------

Mechanical specifications

Connection type	cable PUR , 2 m
Core cross-section	0.5 mm ²
Housing material	Stainless steel 1.4305 / AISI 303
Sensing face	Stainless steel 1.4305 / AISI 303
Degree of protection	IP69K

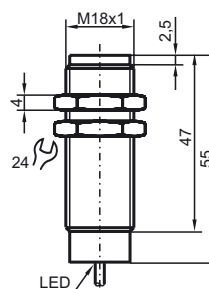
Compliance with standards and directives

Standard conformity	
Standards	EN 60947-5-2:2007 IEC 60947-5-2:2007

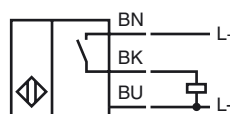
Approvals and certificates

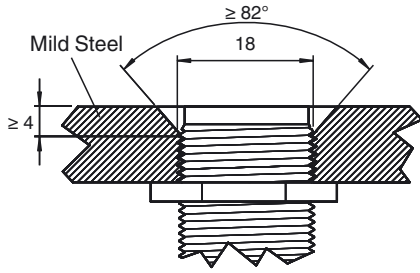
UL approval	cULus Listed, General Purpose
CSA approval	cCSAus Listed, General Purpose
CCC approval	CCC approval / marking not required for products rated ≤ 36 V

Dimensions



Electrical Connection





Sensor face is flush with mounting surface.