 <p><b>WANJIA</b> Relays for advanced technology</p>	<p>ULTRA-MINIATURE PC BOARD TYPE POWER RELAYS</p>	<p>WJ104-RELAYS</p>
---	---	---------------------



- High sensitivity-200mW nominal operating power
- High mounting density on P.C. board by small size and light weight
- Dip-2C type matching 16 pin IC socket
- Sealed construction

**SPECIFICATIONS**

**Contact**

Arrangement	2A; 2 C	
Contact Material	AgPd30+AuAg8	
Contact Resistance (By voltage drop 6V 1A)	Max.50m•	
Max. Switching power	88W	125VA
Max. Switching voltage	220VDC 250VAC	
Max. Switching current	2A	
Max. Carrying current	3A	
Rating		
Resistive load (cos•=1)	0.3A	125VAC
	0.3A	110VDC
	1A	30VDC
Expected life(min.ope)		
Mechanical(at 180 cpm)	1×10°	
Electrical (at 20 cpm)	1×10 <sup>7</sup>	

**Characteristics**

Operate Time	Max.10msec.	
Release Time	Max.4msec.	
Operating humidity	45 to 85% RH	
Initial breakdown voltage		
Between coil & contact	750 VAC (50/60Hz)for 1 min.	
Between open contacts	1000VAC (50/60Hz)for 1 min.	
Between contact sets		
Insulation Resistance	Min. 1000M• (500 VDC)	
Temperature rise(Max.)	65deg.	
Ambient temperature	-35••+75•	
Shock	Functional	Min. 50G
Resistance	Destruction	Min.100G
Vibration	Functional	10 to 55 Hz at double Amplitude of 1.5mm
Resistance	Destruction	10 to 55 Hz at double Amplitude of 1.5mm
Unit weight	Approx.4g	

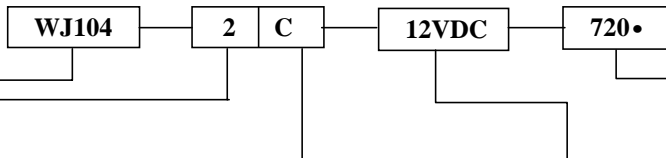
**Coil**

Nominal operating power	0.2 to 0.45W
-------------------------	--------------

**TYPICAL APPLICATION**

- |                               |                          |                     |
|-------------------------------|--------------------------|---------------------|
| 1.Telecommunication equipment | 3.Computer peripherats   | 5.Medical equipment |
| 2.Office equipment.           | 4.Security/alarm systems |                     |

**ORDERING INFORMATION**



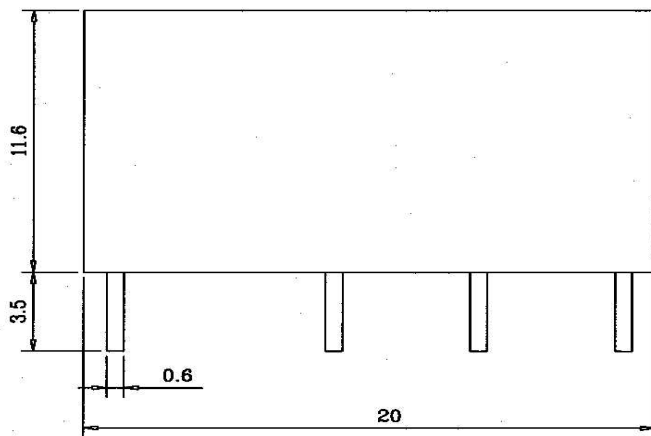
Type	Number of pole	Contact form	Coil voltage(DC)	Coil resistance
WJ104	2 : 2pole	A: 2 form A	1.5, 3, 5, 6, 9,	45, 125, 180, 405, 720, 2880 : 0.2W
		C: 2 form C	12, 24, 48V	25, 70, 100, 225, 400, 1600 : 0.36W Nil : 0.45W

**COIL DATA (at 20•)**

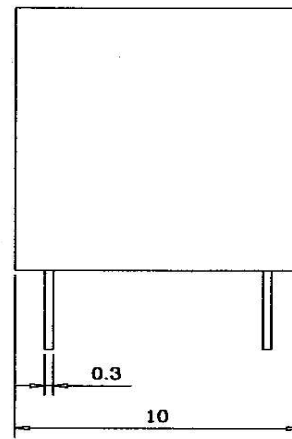
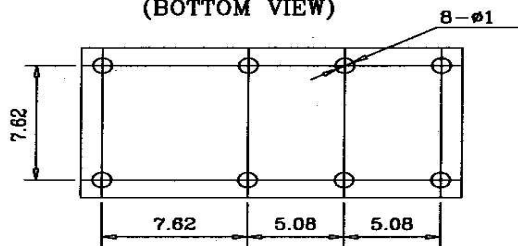
Nominal Voltage (VDC)	Pick-up Voltage VDC(Max.)	Drop-out Voltage VDC(Min.)	Coil Resistance (•)±10%	Nominal operating Power (W)	Coil Resistance (•)±10%	Nominal operating Power (W)	Max.Allowable Voltage
3	2.1	0.3	45	0.2	25	0.36	130% of nominal voltage
5	3.5	0.5	125		70		
6	4.2	0.6	180		100		
9	6.3	0.9	405		225		
12	8.4	1.2	720		400		
24	16.8	2.4	2880	1600			
48	33.6	4.8	4600	0.5	4600	0.50	

**DIMENSIONS**

Unit: mm



(BOTTOM VIEW)



(BOTTOM VIEW)

