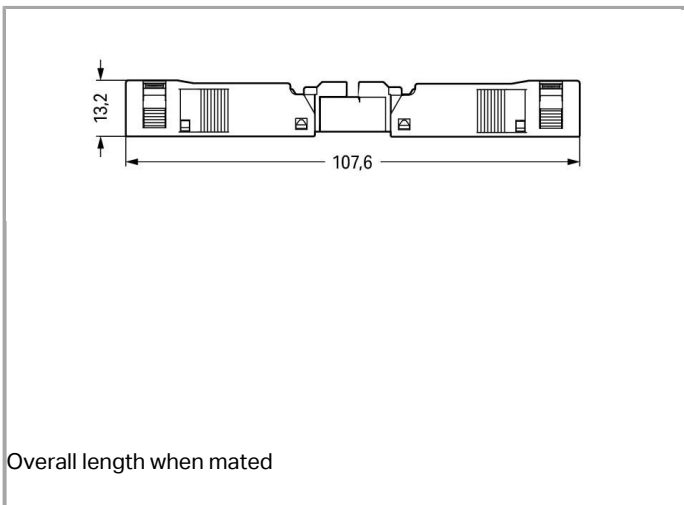
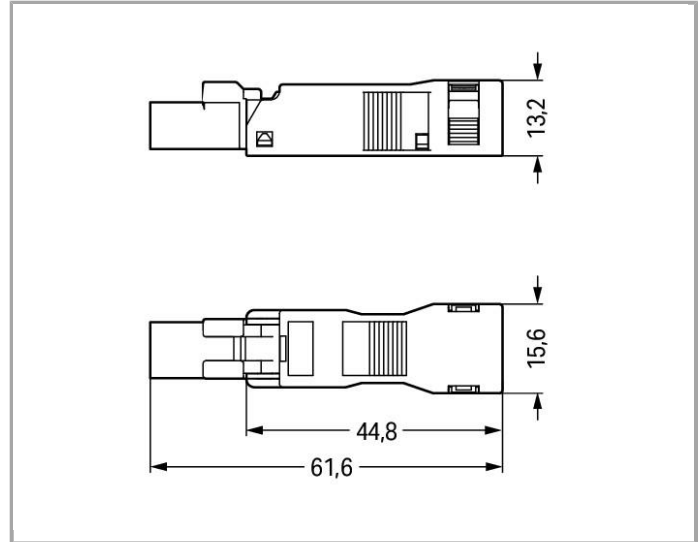



Data sheet | Item number: 890-112

Plug; with strain relief housing; 2-pole; Cod. A

[www.wago.com/890-112](http://www.wago.com/890-112)



### Item description

#### Note:

All connectors for mounted installations (snap-in versions for lighting fixtures or devices, all types of PCB and distribution connectors) are factory-equipped with locking levers to ensure plugs and sockets are securely locked. Additional locking levers are only required for flying leads (plug /socket).



## Data

### Electrical data

#### Ratings per IEC/EN 60664-1

Rated voltage (III / 3)	250 V
Rated impulse voltage (III / 3)	4 kV
Rated current	16 A
Legend (ratings)	(III / 3) ≙ Overvoltage category III / Pollution degree 3

### Connection data

Connection technology	Push-in CAGE CLAMP®
Actuation type	Operating tool Push-in
Nominal cross section	1.5 mm <sup>2</sup>
Solid conductor	0.25 ... 1.5 mm <sup>2</sup> / 22 ... 16 AWG
Solid conductor, push-in termination	0.75 ... 1.5 mm <sup>2</sup> / 20 ... 16 AWG
Stranded conductor	0.25 ... 1 mm <sup>2</sup> / 22 ... 18 AWG
Fine-stranded conductor	0.25 ... 1.5 mm <sup>2</sup> / 22 ... 16 AWG
Fine-stranded conductor with ferrule with plastic collar	0.25 ... 0.75 mm <sup>2</sup> / 22 ... 20 AWG
Fine-stranded conductor with ferrule without plastic collar	0.25 ... 0.75 mm <sup>2</sup> / 22 ... 20 AWG
Fine-stranded conductor with ferrule, push-in termination, from	0.75 mm <sup>2</sup> / 20 AWG
Strip length	9 mm / 0.35 Inch
Note (strip length)	see also packaging or instructions
No. of poles	2
Total number of connection points	2
Total number of potentials	2
Connectable sheathed cable diameter	3.8 ... 8.2 mm
Conductor entry direction to mating direction	0°
Strip length	32 mm

### Geometrical Data

Pin spacing	4.4 mm (0.173 inch)
Width	15.6 mm / 0.614 inch
Height	13.2 mm / 0.52 inch
Depth	61.6 mm / 2.425 inch

### Mechanical data

Coding	A
Mating force of a plug-in connection	approx. 20 ... 70 N (depending on pole number)

Retention force of a plug-in connection	when locked: > 80N
Unmating force of a plug-in connection	when unlocked: approx. 20 ... 70 N (depending on pole number)
Marking	L N
Degree of protection	IP20
Potential marking	L N

### Plug connection

Contact type (pluggable connector)	Male connector/plug
Connector connection type	for conductors
Mismating protection	Yes
Locking of plug-in connection	locking lever
Locking lever	no
Strain relief	Strain relief housing

### Material Data

Color	black
Insulating material	Polyamide 66 (PA 66)
Flammability class per UL94	V0
Clamping spring material	Chrome nickel spring steel (CrNi)
Contact material	Copper or copper alloy, surface-treated
Fire load	0.144 MJ
Weight	5.46 g

### Environmental Requirements


Surrounding air (operating) temperature	-35 ... 85 °C
---	---------------

### Commercial data


Country of origin	DE
GTIN	4045454232894
Product Group	20 (WINSTA)

### Approvals / Certificates

#### Country specific Approvals

Logo	Approval	Certificate name
	CCA DEKRA Certification B.V.	2182129.01
	CCA DEKRA Certification B.V.	NL-35632

### Ship Approvals



Logo	Approval	Certificate name
	<b>DNV GL</b> Det Norske Veritas, Germanischer Lloyd	TAE00001Z6

### UL-Approvals



Logo	Approval	Certificate name
	<b>UL</b> UL International Germany GmbH	E45171

### Compatible products

#### Locking lever

	<b>Item no.: 890-101</b> Locking lever; manually operated	<a href="http://www.wago.com/890-101">www.wago.com/890-101</a>
	<b>Item no.: 890-111</b> Locking lever; for tool operation; for "flying leads"	<a href="http://www.wago.com/890-111">www.wago.com/890-111</a>
	<b>Item no.: 890-121</b> Locking lever; manually operated	<a href="http://www.wago.com/890-121">www.wago.com/890-121</a>
	<b>Item no.: 890-131</b> Locking lever; for tool operation; for "flying leads"	<a href="http://www.wago.com/890-131">www.wago.com/890-131</a>

#### tools

	<b>Item no.: 210-719</b> Operating tool with partially insulated shaft; Type 1, blade (2.5 x 0.4) mm	<a href="http://www.wago.com/210-719">www.wago.com/210-719</a>
	<b>Item no.: 890-382</b> Operating tool; 2-way	<a href="http://www.wago.com/890-382">www.wago.com/890-382</a>

#### assembling

	<b>Item no.: 890-310</b> Mounting carrier; for "flying leads"; 2- to 5-pole	<a href="http://www.wago.com/890-310">www.wago.com/890-310</a>
	<b>Item no.: 890-311</b> Mounting carrier; for "flying leads"; 2- to 5-pole	<a href="http://www.wago.com/890-311">www.wago.com/890-311</a>

### Downloads

#### Documentation

#### Bid Text



890-112  
WINSTA MINI 2-polig

19-Sep-2016

DOC  
23.6 kB

Download

---

### smartDATA

#### CAD data

3D Download 890-112

URL

Download

---

Subject to changes.