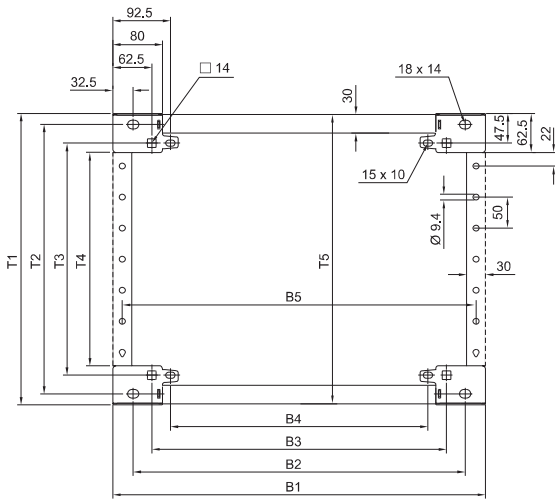


Base/plinth TS

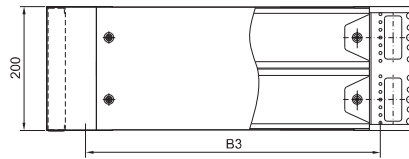
Sheet steel Catalogue 33, page 542



Base/plinth, 100 mm high



Base/plinth, 200 mm high



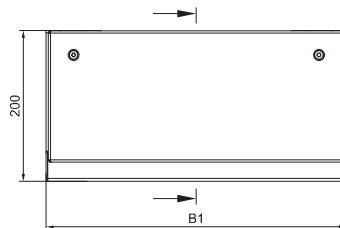
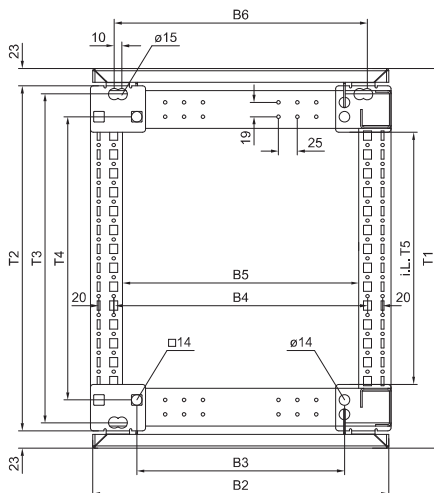
Description of the hole patterns
 B1/T1 = External dimensions
 B2/T2 = For screw-fastening in the thread of the enclosure corner piece from below
 B3/T3 = For screw-fastening with captive nuts to the enclosure base from below or above
 All holes (B2 – B4 / T2 – T3) may be used for screw-fastening to the base.

| Base/plinth components front/rear | | | | | |
|-----------------------------------|------|------|------|------|------|
| Width mm | B1 | B2 | B3 | B4 | B5 |
| 300 | 300 | 235 | 175 | 115 | 270 |
| 400 | 400 | 335 | 275 | 215 | 370 |
| 500 | 500 | 435 | 375 | 315 | 470 |
| 600 | 600 | 535 | 475 | 415 | 570 |
| 800 | 800 | 735 | 675 | 615 | 770 |
| 850 | 850 | 785 | 725 | 665 | 820 |
| 1000 | 1000 | 935 | 875 | 815 | 970 |
| 1100 | 1100 | 1035 | 975 | 915 | 1070 |
| 1200 | 1200 | 1135 | 1075 | 1015 | 1170 |
| 1600 | 1600 | 1535 | 1475 | 1415 | 1570 |

| Base/plinth trim panels, side | | | | | |
|-------------------------------|------|------|------|------|------|
| Depth mm | T1 | T2 | T3 | T4 | T5 |
| 300 | 269 | 235 | 175 | 144 | 268 |
| 400 | 369 | 335 | 275 | 244 | 368 |
| 500 | 469 | 435 | 375 | 344 | 468 |
| 600 | 569 | 535 | 475 | 444 | 568 |
| 800 | 769 | 735 | 675 | 644 | 768 |
| 900 | 869 | 835 | 775 | 744 | 868 |
| 1000 | 969 | 935 | 875 | 844 | 968 |
| 1200 | 1169 | 1135 | 1075 | 1044 | 1168 |

Cable chamber

for TS Catalogue 33, page 545



| Enclosure width mm | 400 | 600 | 800 | 1000 | 1200 |
|--------------------|-----|-----|-----|------|------|
| B1 | 398 | 598 | 798 | 998 | 1198 |
| B2 | 392 | 592 | 792 | 992 | 1192 |
| B3 | 275 | 475 | 675 | 875 | 1075 |
| B4 | 335 | 535 | 735 | 935 | 1135 |
| B5 | 312 | 512 | 712 | 912 | 1112 |
| B6 | 335 | 535 | 735 | 935 | 1135 |
| Enclosure depth mm | 500 | 600 | 800 | – | – |
| T1 | 503 | 603 | 803 | – | – |
| T2 | 457 | 557 | 757 | – | – |
| T3 | 435 | 535 | 735 | – | – |
| T4 | 375 | 475 | 675 | – | – |
| T5 | 344 | 444 | 644 | – | – |