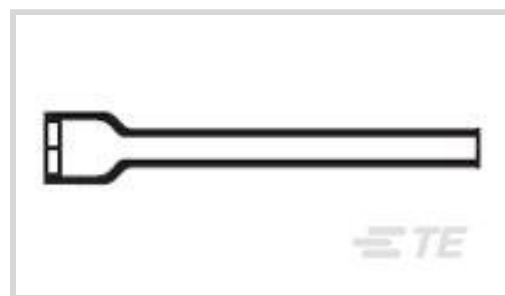




Wire Protection & Management > Heat Shrink Molded Shapes > Heat Shrink Boots > Low Profile HS Boots: Blow Molded, Slim Line, Lipped, Straight



Molded Part Angle: **180 °**

Molded Part Shape Code: **202**

Lipped: **Yes**

Material Code: **51**

Heat Shrink Boot Material Systems Code: **20**

[All Low Profile HS Boots: Blow Molded, Slim Line, Lipped, Straight \(85\)](#)

Features

Product Type Features

Molded Part Angle	180 °
-------------------	-------

Configuration Features

Lipped	Yes
--------	-----

Body Features

Material Code	51
Heat Shrink Boot Material Systems Code	20
Adhesive Pre-Coat	No
Material	Modified Fluoro-Elastomer

Dimensions

Wire/Cable Outside Diameter	.35 in, .39 in, .43 in, .433 in, .47 in, 10 mm, 11 mm, 12 mm, 9 mm
Cable Diameter Range	7.6 – 17.5 mm [.299 – .689 in]

Usage Conditions

Operating Temperature Range	-55 – 135 °C [-67 – 275 °F]
-----------------------------	-----------------------------

Operation/Application

Power Cable Accessory	No
-----------------------	----

Industry Standards



Approved Standards	SC-X-15112
Government Qualified	No

Other

Molded Part Shape Code	202
Fluid & Chemical Resistance	Long-Term Fluid Immersion at High Temperatures
Adhesive Type	Adhesive Purchased Separately

Product Compliance

[For compliance documentation, visit the product page on TE.com>](#)

EU RoHS Directive 2011/65/EU	Compliant
EU ELV Directive 2000/53/EC	Compliant
China RoHS 2 Directive MIIT Order No 32, 2016	No Restricted Materials Above Threshold
EU REACH Regulation (EC) No. 1907/2006	Current ECHA Candidate List: JAN 2022 (223) Candidate List Declared Against: JAN 2022 (223) Does not contain REACH SVHC
Halogen Content	Not Low Halogen - contains Br or Cl > 900 ppm.
Solder Process Capability	Not applicable for solder process capability

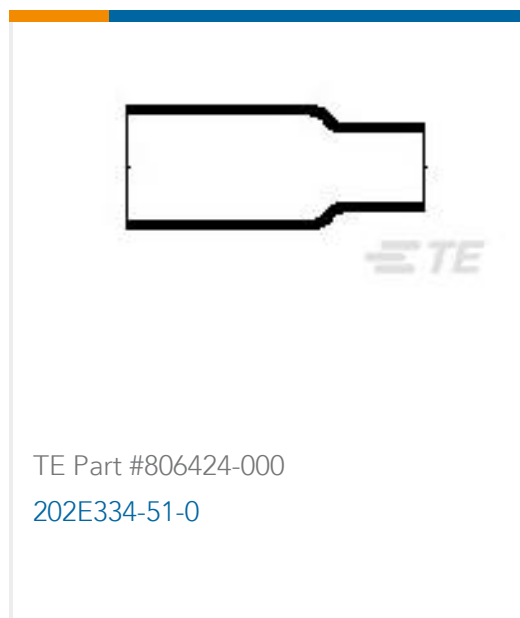
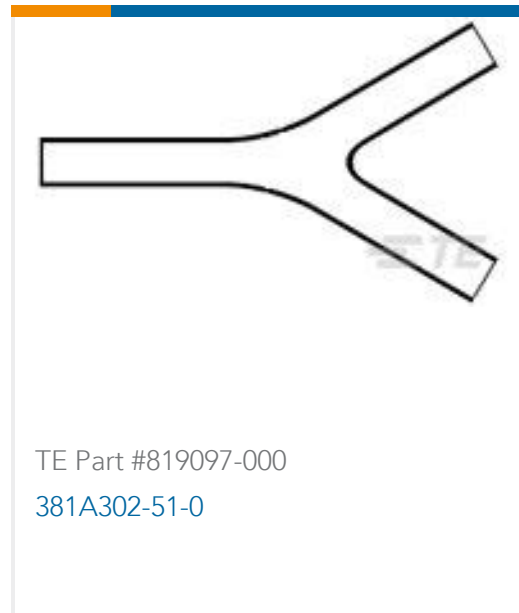
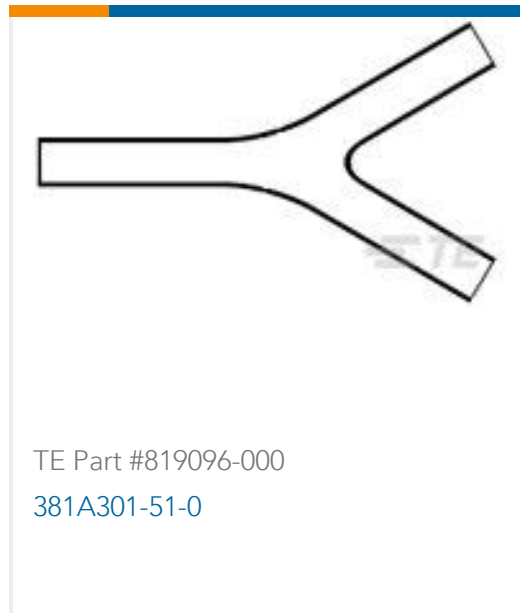
Product Compliance Disclaimer

This information is provided based on reasonable inquiry of our suppliers and represents our current actual knowledge based on the information they provided. This information is subject to change. The part numbers that TE has identified as EU RoHS compliant have a maximum concentration of 0.1% by weight in homogenous materials for lead, hexavalent chromium, mercury, PBB, PBDE, DBP, BBP, DEHP, DIBP, and 0.01% for cadmium, or qualify for an exemption to these limits as defined in the Annexes of Directive 2011/65/EU (RoHS2). Finished electrical and electronic equipment products will be CE marked as required by Directive 2011/65/EU. Components may not be CE marked. Additionally, the part numbers that TE has identified as EU ELV compliant have a maximum concentration of 0.1% by weight in homogenous materials for lead, hexavalent chromium, and mercury, and 0.01% for cadmium, or qualify for an exemption to these limits as defined in the Annexes of Directive 2000/53/EC (ELV). Regarding the REACH Regulation, the information TE provides on SVHC in articles for this part number is based on the latest European Chemicals Agency (ECHA) 'Guidance on requirements for substances in articles' posted at this URL: <https://echa.europa.eu/guidance-documents/guidance-on-reach>

Compatible Parts



Customers Also Bought



Documents

Product Drawings

[202F221-51-0](#)

English

Datasheets & Catalog Pages

[1654025_Sec4_-51](#)

English

Raychem Molded Parts Visual Guide

English

Product Specifications

[Product Specification](#)

English