



SOLISTRAND

TE Internal #: 8-34321-3

Splices, 8 AWG Wire Size, 8 mm² Wire Size, Standard, .172 in [4.37 mm] Barrel Inside Diameter, 13100 – 20800 CMA Wire Size, Copper, Butt Splice Splice

[View on TE.com >](#)

Terminals & Splices > Splices



Wire Size: 8 mm²

Sealable: No

Splice Features: **Standard**

Barrel Inside Diameter: 4.37 mm [.172 in]

Features

Product Type Features

Splice Accessory Type	Splice
Sealable	No
Splice Type	Butt Splice
Serrated	No
Compatible With Discrete Wire Type	Solid, Stranded
Wire Insulation Support Retention Type	Non-Insulation Support

Configuration Features

Compatible With Wire & Cable Type	Discrete Wire
-----------------------------------	---------------

Body Features

Weight per Piece	2.648 g
Plating Material	Tin
Splice Features	Standard
Primary Product Material	Copper

Contact Features

--	--



	100 μin
Contact Plating Material	Tin
Barrel Type	Closed

Mechanical Attachment

Wire Insulation Support	Without
-------------------------	---------

Dimensions

Outside Diameter	7.52 mm[.296 in]
Wire Size	13100 – 20800 CMA
Barrel Inside Diameter	4.37 mm[.172 in]
Terminal Material Thickness	1.3 mm[.051 in]
Overall Product Length	21.01 mm[.827 in]

Usage Conditions

Insulation Requirement	Uninsulated
Operating Temperature Range	170 °C[338 °F]

Operation/Application

Heavy Duty	No
Compatible With Wire Base Material	Copper

Industry Standards

Government Qualified Splice	No
-----------------------------	----

Packaging Features

Packaging Quantity	20
Packaging Method	Loose Piece

Other

Military Category	No
-------------------	----

Product Compliance

[For compliance documentation, visit the product page on TE.com>](#)

EU RoHS Directive 2011/65/EU	Compliant
EU ELV Directive 2000/53/EC	Compliant
China RoHS 2 Directive MIIT Order No 32, 2016	No Restricted Materials Above Threshold
EU REACH Regulation (EC) No. 1907/2006	Current ECHA Candidate List: JAN 2022 (223)



Candidate List Declared Against: JUL 2021
(219)
SVHC > Threshold:
Not Yet Reviewed


Halogen Content	Low Halogen - Br, Cl, F, I < 900 ppm per homogenous material. Also BFR/CFR/PVC Free
-----------------	---

Solder Process Capability	Not applicable for solder process capability
---------------------------	--

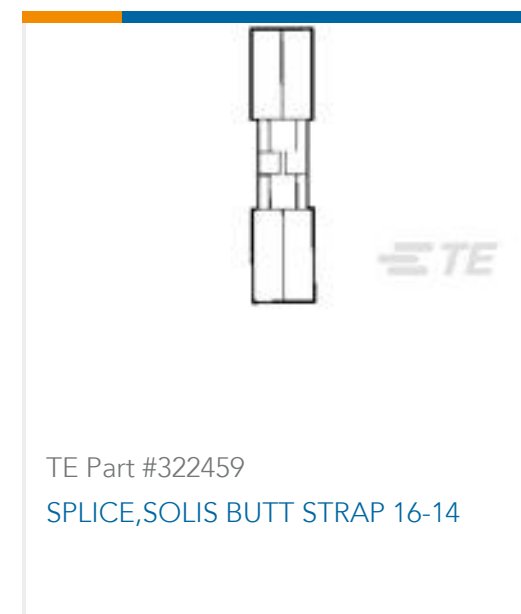
Product Compliance Disclaimer

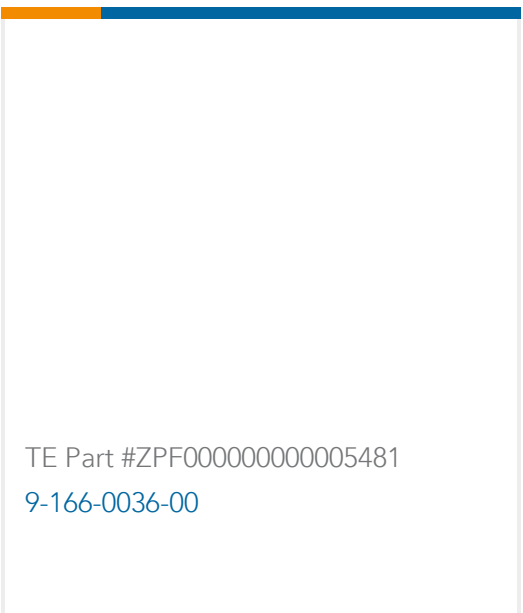
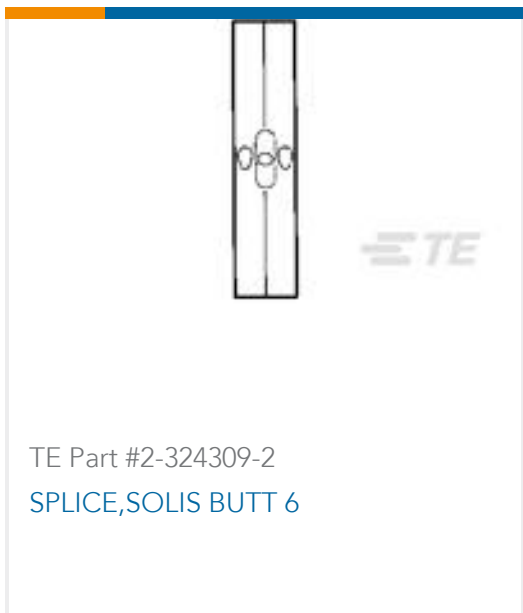
This information is provided based on reasonable inquiry of our suppliers and represents our current actual knowledge based on the information they provided. This information is subject to change. The part numbers that TE has identified as EU RoHS compliant have a maximum concentration of 0.1% by weight in homogenous materials for lead, hexavalent chromium, mercury, PBB, PBDE, DBP, BBP, DEHP, DIBP, and 0.01% for cadmium, or qualify for an exemption to these limits as defined in the Annexes of Directive 2011/65/EU (RoHS2). Finished electrical and electronic equipment products will be CE marked as required by Directive 2011/65/EU. Components may not be CE marked. Additionally, the part numbers that TE has identified as EU ELV compliant have a maximum concentration of 0.1% by weight in homogenous materials for lead, hexavalent chromium, and mercury, and 0.01% for cadmium, or qualify for an exemption to these limits as defined in the Annexes of Directive 2000/53/EC (ELV). Regarding the REACH Regulation, the information TE provides on SVHC in articles for this part number is based on the latest European Chemicals Agency (ECHA) 'Guidance on requirements for substances in articles' posted at this URL: <https://echa.europa.eu/guidance-documents/guidance-on-reach>

Compatible Parts



Customers Also Bought





Documents

Product Drawings

[SPLICE,SOLIS BUTT 8](#)

English

CAD Files

[3D PDF](#)

3D

Customer View Model

[ENG_CVM_CVM_8-34321-3_G.2d_dxf.zip](#)

English

Customer View Model

[ENG_CVM_CVM_8-34321-3_G.3d_igs.zip](#)

English

Customer View Model

[ENG_CVM_CVM_8-34321-3_G.3d_stp.zip](#)

English

[3D PDF](#)

English

Customer View Model

[ENG_CVM_8-34321-3_C1.2d_dxf.zip](#)

English

Customer View Model

[ENG_CVM_8-34321-3_C1.3d_igs.zip](#)

English

Customer View Model

[ENG_CVM_8-34321-3_C1.3d_stp.zip](#)

English



By downloading the CAD file I accept and agree to the [Terms and Conditions](#) of use.

Datasheets & Catalog Pages

SOLISTRAND - QRG

English

RADIATION_RESISTANT_PRE-INSULATED_TERMINALS_SPLICES

English