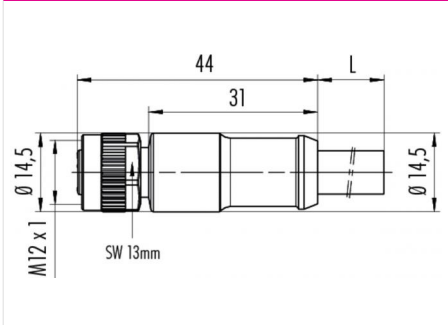


Product description	Contacts: 4, female cable connector, moulded, T-Coding, PUR (black), 2m
Area	M12-T, M12-L Series 813, T-coding
Order number	77 0630 0000 50704-0200

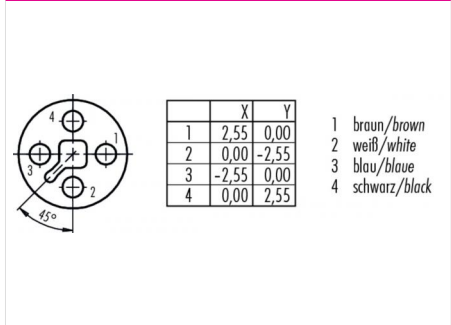
Illustration



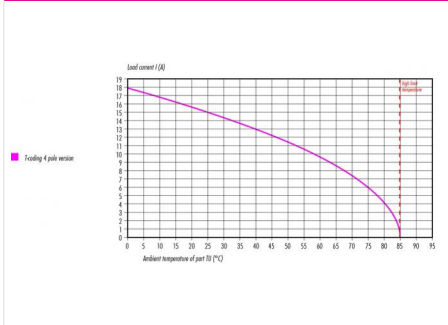
Scale drawing



Contact arrangement



Derating curve



Technical data

General values

Connector design	female cable connector
Connector locking system	bolted
Termination	moulded on cable
Wire gauge (mm)	1.50 mm ²
Wire gauge (AWG)	16
Upper limit temperature	85 °C
Lower limit temperature	-40 °C
Customs tariff number	85444290

Cable data

Sheath material	PUR
Single-lead insulation	TPM
Single-lead structure	82 x 0,15
Cable diameter	8

Electrical values

Rated current (40 °C)	12 A
Rated voltage	63 V
Rated impulse voltage	1500 V
Pollution degree	3
Overvoltage category	III
Insulating material group	II
Volume resistivity	≤ 3 mΩ
EMC compliance	not shielded
Degree of protection	IP68
Mechanical operation	> 100 Mating cycles

Material

Contact material	CuSn (bronze)
Contact plating	Au (gold)
Contact body material	PA
Housing material	PUR

Product description	Contacts: 4, female cable connector, moulded, T-Coding, PUR (black), 2m
Area	M12-T, M12-L Series 813, T-coding
Order number	77 0630 0000 50704-0200

Security notices

The connectors are designed for use in plant, control system and electrical equipment. The end user is responsible for checking whether the connectors are suitable for use in other applications.

Connectors with degree of protection IP 67 and IP 68 are not suitable for use under water. When used outdoors, the connectors must be separately protected against corrosion. For further information about IP degrees of protection refer to 'Technical support' in the Download Centre.

To lock the cable connector to the equipment connector, the threaded ring is tightened until it is 'finger-tight' (approx. 50 cNm).